

Large Play Tower with Curly climber


PCM100231



Item no. PCM100231-0902

General Product Information

Dimensions LxWxH	14'3"x12'6"x9'2"
Age group	2 - 5
Play capacity (users)	14
Color options	



The attractive Play Tower is a magnet for children. It encourages active physical playtime and again. The accessible stairway provides age-appropriate access to the tower and teaches younger children to climb stairs while alternating feet, an important everyday task. On the elevated level, a nice playhouse offers a great meeting point. The bubble window

distorts the voice back when spoken into – great for a sense of wonder. Sliding down is a thrilling play activity, which also trains trunk stability and a sense of balance. The slide is wide enough for sliding down in a lying position too. The curly climber is a wonderful play activity that stimulates the sense of space and proprioception as children place their hands

correctly for rotating down to the ground. Apart from the fun, this is wonderfully supportive at the same time, for all.



Large Play Tower with Curly climber

PCM100231



Bubble Window

Social-Emotional: invites interaction between outside and inside. **Cognitive:** distorts the sound of the voice, developing logical thinking.



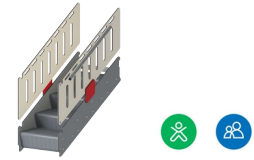
Desk

Social-Emotional: fine meeting place and a space creator. Sharing and cooperation from both sides create a social scenario that supports communication and cooperation.



Slide

Physical: sliding develops spatial awareness and a sense of balance. Furthermore, the core muscles are trained when sitting upright going down. **Social-Emotional:** empathy stimulated by turn-taking. **Cognitive:** young children develop their understanding of space, speed and distances when sliding down quickly.



Accessible stairway

Physical: climbing the accessible stairway is for all and supports cross coordination as well as arm and leg muscles. For young children, walking stairs and alternating feet is developed. **Social-Emotional:** room for active breaks and adult helpers. An inclusive space.



Curly climber

Physical: coordination and proprioception are supported when placing arms and legs correctly for going down. Sense of balance when rotating. Arm muscles for holding tight. **Social-Emotional:** empathy stimulated by turn-taking. **Cognitive:** logical thinking when placing arms and legs right for rotating downward.

Large Play Tower with Curly climber

PCM100231



Panels of 19mm EcoCore™. EcoCore™ is a highly durable, eco friendly material, which is not only recyclable after use, but also consists of a core produced from 100% recycled material.



Main posts with hot-dip galvanized steel footing are available in different materials: Pressure impregnated pinewood posts. Pre-galvanized inside and outside with powder-coated top finish steel posts. Lead-free aluminum with color anodized top finish. Greenline TexMade posts of 100% post-consumer recycled PE and textile waste.



All decks are supported by uniquely designed low-carbon aluminum profiles with multiple attachment options. The grey-colored molded decks are made of 75% post-consumer ocean waste PP material with a non-skid pattern and texture surface.



The slides can be chosen in different materials and colors: Straight or curved one-piece molded PE slides in yellow or grey. Combined EcoCore™ sides and stainless steel. Full stainless steel in one-piece designs for more vandalism-proof solutions.



The stainless-steel activities are made of high-quality stainless steel. The steel is cleaned by a total pickling process after manufacturing to ensure a smooth and clean gliding surfaces.



KOMPAN GreenLine versions are constructed with the most environmentally friendly materials with the lowest possible CO2e emission factor. TexMade posts, EcoCore™ panels of 100% post-consumer recycled ocean waste, and molded PP decks.

Item no. PCM100231-0902	
Installation Information	
Max. fall height	6'8"
Safety surfacing area	452ft²
Total installation time	17.9
Excavation volume	0.71yd³
Concrete volume	0yd³
Footing depth (standard)	2'9"
Shipment weight	1175lbs
Anchoring options	In-ground ✓ Surface ✓
Warranty Information	
EcoCore HDPE	Lifetime
PE Slide	10 Years
PP Decks	10 Years
Spare Parts Availability	10 Years
Stainless steel components	Lifetime

Elevated activities 3	Accessible elevated activities	Accessible ground level activities	Accessible ground level play types
Present	3	1	1
Required	2	1	1

**ASTM
F1487**
compliant

Sustainability Data

PCM100231



Cradle to Gate A1-A3	Total CO ₂ emission	CO ₂ e/kg	Recycled materials
	kg CO ₂ e	kg CO ₂ e/kg	%
PCM100231-0951	747.00	1.63	71.90
PCM100231-0902	906.70	2.21	61.20

The overall framework applied for these factors is the Environmental Product Declaration (EPD), which quantifies "environmental information on the life cycle of a product and enable comparisons between products fulfilling the same function" (ISO, 2006). This follows the structure and applies a Life-Cycle Assessment approach to the entire Product stage from raw material through manufacturing (A1-A3))

KOMPAN
Let's play

Kompan A/S

C.F. Tietgens Boulevard 32C
DK-5220 Odense SØ
Denmark



Verification of CO₂ calculation of: Play systems



Data version no. 2023-10-05

The CO₂ calculation and data are in compliance with the principles of a carbon footprint impact according to the GHG protocol (Greenhouse Gas Protocol), Scope 3, cradle to gate related to all individual components in the product category: "Play systems" represented by item no.: PCM200321-0950.

(Scope 3 emissions include emission sources in the upstream and downstream value chain).

Date: 30. October 2023 | Valid until: 30. October 2025

Verified by:



Julie Marie Vejsgaard Larsen, LCA & EPD Consultant

Verification based on report: Validation of CO₂ calculation of 9 categories of Kompan product line, version 1.0, prepared by: Bureau Veritas HSE, Denmark: Julie M. V. Larsen.

Publication date: 30. October 2023

By Bureau Veritas HSE
www.bureauveritas.dk
+45 7731 1000

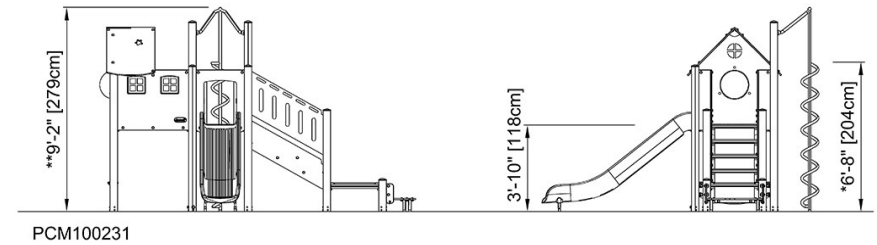
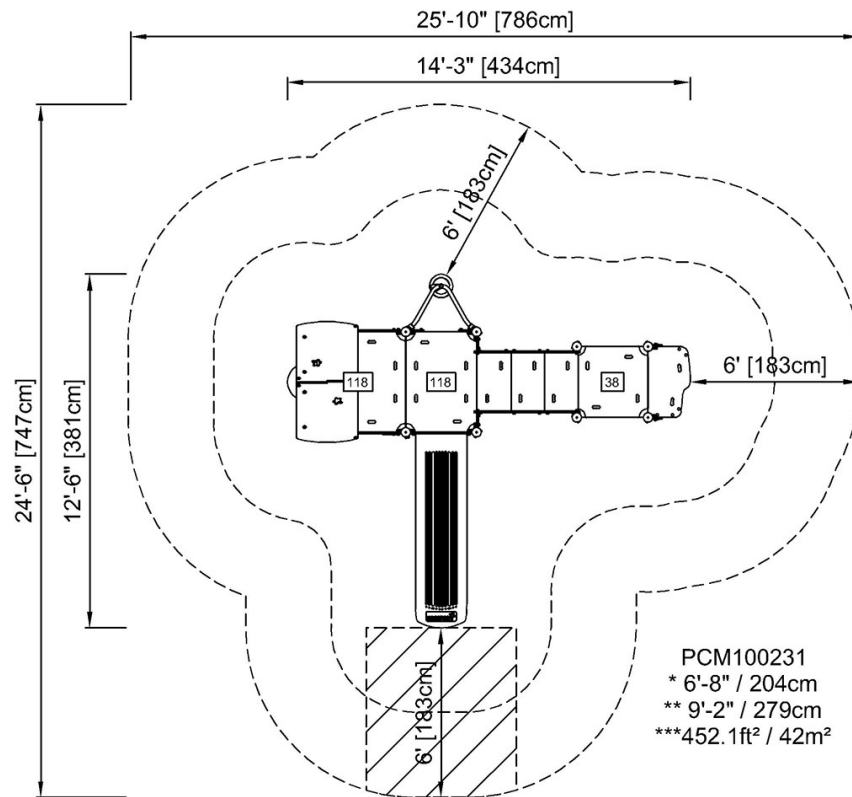


Large Play Tower with Curly climber

PCM100231

* Max fall height | ** Total height | *** Safety surfacing area

* Max fall height | ** Total height



[Click to see TOP VIEW](#)

[Click to see SIDE VIEW](#)