

Double Tower with Net


PCM200221



Item no. PCM200221-0902

General Product Information

Dimensions LxWxH	524x130x230 cm
Age group	2+
Play capacity (users)	10
Colour options	



This attractive play structure will inspire young children to play actively, using their muscles to climb to the top, navigate the net, and slide to the ground and loop around to start again. The huge play net has big enough holes to climb through or take a break. The distance between the rungs makes the net a true climbing challenge for young children, and thus helping

to support the development of their muscles and cross-coordination. This stimulates cross-modal perception, the cooperation of left and right brain half that makes reading possible. The ground level desk invites ample meeting space, stimulating social skills, which are essential in the early years. The fast slide is thrilling and trains the sense of balance and

posture.



Double Tower with Net

PCM200221



Window

Social-Emotional: invites interaction between sides and cooperative play.



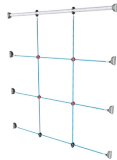
Theme

Cognitive: suggests a theme and supports dramatic play, which stimulates language and communication skills.



Climbing net

Physical: supports physical strength and cross-body coordination, which impacts coordination of the right and left part of brain.



Climbing net

Physical: children develop cross-body coordination and muscle strength when climbing. The big mesh supports proprioception and spatial awareness. **Social-Emotional:** the big meshes allow for more children to sit together and talk.



Desk

Social-Emotional: fine meeting place and a space creator. Sharing and cooperation from both sides to create a social scenario that supports communication and cooperation.



Slide

Physical: develops spatial awareness, sense of balance and trains core muscles when sitting upright going down. **Social-Emotional:** empathy stimulated by turn-taking. **Cognitive:** young children develop their understanding of space, speed and distances when sliding down.

Double Tower with Net

PCM200221



Panels of 19mm EcoCore™. EcoCore™ is a highly durable, eco-friendly material, which is not only recyclable after use but also consists of a core produced from 100% recycled material.



Main posts with hot dip galvanized steel footing are available in different materials: Pressure impregnated pine wood posts. Pre-galvanized inside and outside with powder coated top finish steel posts. Lead free aluminum with color anodized top finish. Greenline TexMade posts of 95% post-consumer recycled PE and textile waste.



All decks are supported by unique designed low-carbon aluminum profiles with multiple attachment options. The grey colored molded decks are made of 75% post-consumer waste PP material with a non-skid pattern and texture surface.



The slides can be chosen in six different colors and three materials: Straight or curved one-piece molded PE slides, made from 33% recycled post-consumer materials in different colours. Combined EcoCore™ sides and stainless-steel. Full stainless steel in one piece design for more vandalism proof solutions.



Ropes of UV-stabilized PES rope strands with inner steel cable reinforcement. The polyester yarn is made from +95% post-consumer materials and is inductively melted onto each strand.



KOMPAN GreenLine versions are designed with ultimate environmentally friendly materials with lowest possible CO2e emission factor. TexMade post, EcoCore™ panels of 95% post-consumer recycled waste and molded PP decks.

Item no. PCM200221-0902	
Installation Information	
Max. fall height	118 cm
Safety surfacing area	29.2 m²
Total installation time	15.0
Excavation volume	0.41 m³
Concrete volume	0.00 m³
Footing depth (standard)	85 cm
Shipment weight	456 kg
Anchoring options	In-ground ✓ Surface ✓
Warranty Information	
EcoCore HDPE	Lifetime
Post	10 years
PP Decks	10 years
Ropes & Nets	10 years
Spare Parts Guarantee	10 years



Sustainability Data

PCM200221



Cradle to Gate A1-A3	Total CO ₂ emission	CO ₂ e/kg	Recycled materials
	kg CO ₂ e	kg CO ₂ e/kg	%
PCM200221-0951	631.10	1.71	72.00
PCM200221-0902	774.60	2.38	60.20

The overall framework applied for these factors is the Environmental Product Declaration (EPD), which quantifies "environmental information on the life cycle of a product and enable comparisons between products fulfilling the same function" (ISO, 2006). This follows the structure and applies a Life-Cycle Assessment approach to the entire Product stage from raw material through manufacturing (A1-A3))

Kompan A/S

C.F. Tietgens Boulevard 32C
DK-5220 Odense SØ
Denmark



Verification of CO₂ calculation of: Play systems



Data version no. 2023-10-05

The CO₂ calculation and data are in compliance with the principles of a carbon footprint impact according to the GHG protocol (Greenhouse Gas Protocol), Scope 3, cradle to gate related to all individual components in the product category: "Play systems" represented by item no.: PCM200321-0950.

(Scope 3 emissions include emission sources in the upstream and downstream value chain).

Date: 30. October 2023 | Valid until: 30. October 2025

Verified by:

Julie Marie Vejsgaard Larsen, LCA & EPD Consultant

Verification based on report: Validation of CO₂ calculation of 9 categories of Kompan product line, version 1.0, prepared by: Bureau Veritas HSE, Denmark: Julie M. V. Larsen.

Publication date: 30. October 2023

By Bureau Veritas HSE
www.bureauveritas.dk
+45 7731 1000

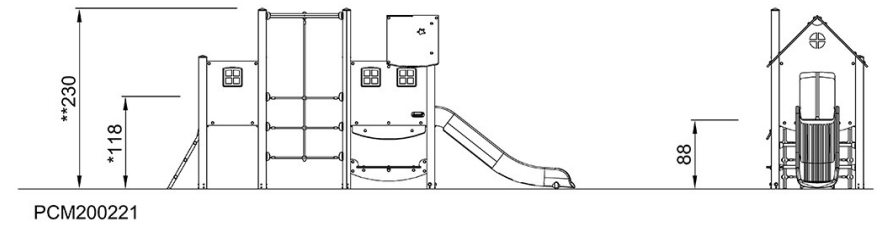
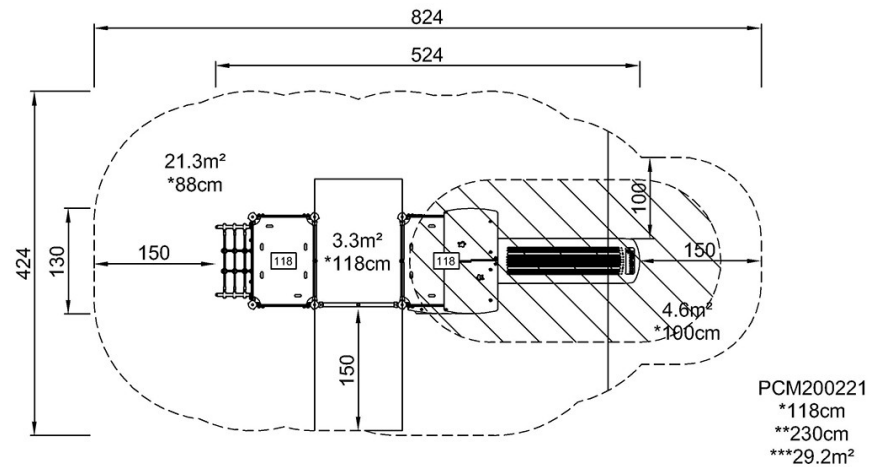


Double Tower with Net

PCM200221

* Max fall height | ** Total height | *** Safety surfacing area

* Max fall height | ** Total height



[Click to see TOP VIEW](#)

[Click to see SIDE VIEW](#)