




Tower Slide 1.4m high

NRO306



This slide is made of stainless steel and beautiful hand-crafted Robinia timber, which children can touch and feel and learn what natural timber is like. It is combined with a rope access climber and platform, which accentuates this playground classic.

Item no. NRO306-1001	
General Product Information	
Dimensions LxWxH	386x224x359 cm
Age group	4+
Play capacity (users)	7
Colour options	 



Tower Slide 1.4m high

NRO306



Slide

Physical: develops spatial awareness, sense of balance and trains core muscles when sitting upright going down. **Social-Emotional:** empathy stimulated by turn-taking.



Platform

Social-Emotional: courage, self-confidence, consideration and turn-taking are built when children share the platform.



Climbing net

Physical: the inclined net supports the upward climbing movement of the body. The net supports cross-body coordination, which impacts coordination of the right and left part of brain, fundamental for other skills such as the ability to read. The asymmetry of the net challenges the children's climbing.



Ladder with rope

Physical: cross coordination and eye-hand coordination are supported when children climb the ladder. Leg and core and upper body muscles are used intensely. **Social-Emotional:** learning about turn taking and cooperation.

Tower Slide 1.4m high

NRO306



The stainless-steel slides with one-piece slide bed are made of high-quality stainless-steel AISI 304.



All organic Robinia products by KOMPAN are made of Robinia wood which is sourced from sustainable plantation farms. On request it can be supplied as FSC® Certified (FSC® C004450).



Slide interface panel of 19mm EcoCore™ which is a highly durable, eco-friendly material, which is not only recyclable after use, but also consists of a core produced from 100% recycled material.



Nets and ropes are made of UV-stabilised PA with inner steel cable reinforcement. The rope is induction treated to create a strong connection between steel and rope, which leads to durable weather resistance.

Item no. NRO306-1001	
Installation Information	
Max. fall height	140 cm
Safety surfacing area	25.8 m²
Total installation time	9.3
Excavation volume	0.99 m³
Concrete volume	0.23 m³
Footing depth (standard)	100 cm
Shipment weight	470 kg
Anchoring options	In-ground ✓ Surface ✓
Warranty Information	
EcoCore HDPE	Lifetime
Robinia Wood	15 years
Spare Parts Guarantee	10 years
Stainless Steel Slide	10 years



Sustainability Data

NRO306



Cradle to Gate A1-A3	Total CO ₂ emission	CO ₂ e/kg	Recycled materials
	kg CO ₂ e	kg CO ₂ e/kg	%
NRO306-1001	316.70	0.94	11.60

The overall framework applied for these factors is the Environmental Product Declaration (EPD), which quantifies "environmental information on the life cycle of a product and enable comparisons between products fulfilling the same function" (ISO, 2006). This follows the structure and applies a Life-Cycle Assessment approach to the entire Product stage from raw material through manufacturing (A1-A3))

Kompan A/S
C.F. Tietgens Boulevard 32C
DK-5220 Odense SØ
Denmark



Verification of CO₂ calculation of: Nature play



Data version no. 2023-10-05

The CO₂ calculation and data are in compliance with the principles of a carbon footprint impact according to the GHG protocol (Greenhouse Gas Protocol), Scope 3, cradle to gate related to all individual components in the product category: "Nature play" represented by item no.: NRO409-0621.

(Scope 3 emissions include emission sources in the upstream and downstream value chain).

Date: 30. October 2023 | Valid until: 30. October 2025

Verified by:

Julie Marie Vejsgaard Larsen, LCA & EPD Consultant

Verification based on report: Validation of CO₂ calculation of 9 categories of Kompan product line, version 1.0, prepared by: Bureau Veritas HSE, Denmark: Julie M. V. Larsen.

Publication date: 30. October 2023

By Bureau Veritas HSE
www.bureauveritas.dk
+45 7731 1000

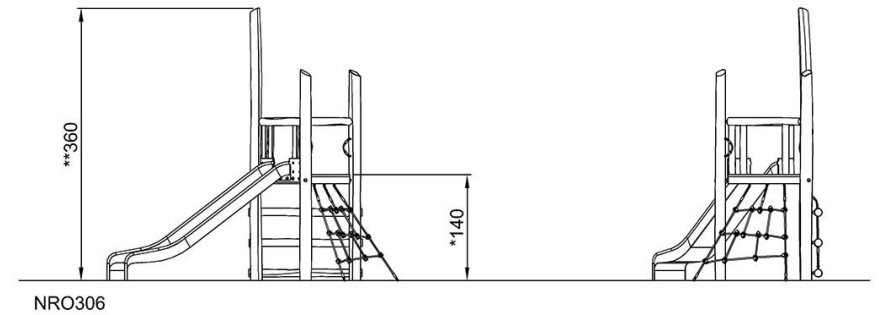
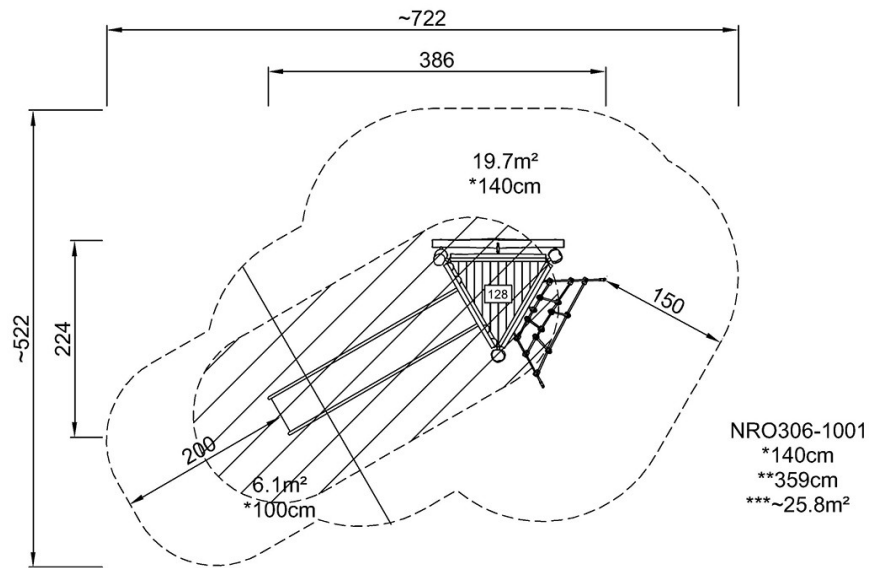


Tower Slide 1.4m high

NRO306

* Max fall height | ** Total height | *** Safety surfacing area

* Max fall height | ** Total height



[Click to see TOP VIEW](#)

[Click to see SIDE VIEW](#)