


# Castle Outpost Tower

PCM112821

Item no. PCM112821-0901

General Product Information


Dimensions LxWxH	872x512x470 cm
Age group	4+
Play capacity (users)	28
Colour options	



This super play structure provides lots of play challenges and encourages a variety of movement, which supports physical development as well as overall well-being. This Castle outpost will inspire young children to challenge themselves to play actively, using their muscles to climb to the top and ride the track rider or glide to the ground using the pole.

The climbing nets provide a very good way for children to develop cross-coordination, which in turn supports reading skills. The space under the platform stimulates dramatic play, stimulating language development and social play. Gliding on the track rider and the fireman's pole both support proprioception and spatial awareness, important skills for young children

as they grow, and great fun for active physical play.



# Castle Outpost Tower

PCM112821



## Track Ride

**Physical:** train arm and core muscles. Bone density when jumping down from the handholds and motor skills like agility, balance and coordination are supported. **Social-Emotional:** cooperation, consideration, turn-taking, risk-taking, self-confidence.



## Tower net

**Physical:** the children have fast access up the horizontal rungs, and a slower climb up the sloping rungs. The net can be climbed from both sides, levelling the challenge. Cross coordination, and arm and leg muscles are trained. **Social-Emotional:** the two-sided net and spaciousness allows for social interaction. **Cognitive:** logical thinking when planning how to best enter the platform from the net.



## Rock climber

**Physical:** supports cross coordination and leg, arm and hand strength. **Social-Emotional:** the inclination makes climbing feel secure, especially for younger children.



## Fireman's pole

**Physical:** coordination is supported when going down, as well as arm and core muscles. Landing strengthens bone density, which is built for life in early childhood. **Social-Emotional:** turn-taking and risk-taking.



## Desk

**Social-Emotional:** fine meeting place and a space creator. Sharing and cooperation from both sides create a social scenario that supports communication and cooperation.



## Cannon

**Cognitive:** the cannon set a tangible theme and thus spur dramatic play. Dramatic play supports language and communication skills.



## Slime door

**Physical:** tactile stimulation from moving the body through the rubber slime door. **Social-Emotional:** stimulates turn-taking. **Cognitive:** the slime door encourages hide-and-seek or peek a boo games that trains the understanding of object permanence in toddlers.

# Castle Outpost Tower

PCM112821



Panels of 19mm EcoCore™. EcoCore™ is a highly durable, eco friendly material, which is not only recyclable after use, but also consists of material produced from +95% recycled post consumer material from food packing waste.



Main posts with hot dip galvanised steel footing are available in different materials: Pressure impregnated pine wood posts. Pre-galvanised inside and outside with powder coated top finish steel posts. Lead free aluminium with colour anodised top finish.



All decks are supported by unique designed low-carbon aluminum profiles with multiple attachment options. The grey colored molded decks are made of 75% post-consumer waste PP material with a non-skid pattern and texture surface.

Item no. PCM112821-0901

## Installation Information

Max. fall height	276 cm
Safety surfacing area	58.6 m²
Total installation time	26.7
Excavation volume	1.36 m³
Concrete volume	0.50 m³
Footing depth (standard)	90 cm
Shipment weight	991 kg
Anchoring options	In-ground ✓ Surface ✓

## Warranty Information

EcoCore HDPE	Lifetime
Post	10 years
PP Decks	10 years
Ropes & nets	10 years
Spare parts guaranteed	10 years



The slides can be chosen in different materials and colours: Straight or curved moulded PE slides in yellow or grey colour. Full stainless steel in on-piece design for more vandalism proof solutions.



The hang-on puller is designed with a welded steel core and covered with low-density PE housing. The two hot dip galvanised steel handles are angled to provide best possible ergonomic while gliding. The wheels of the puller are made of low noise TPU and installed with sealed ball bearings.



Nets and ropes are made of UV-stabilised PA with inner steel cable reinforcement. The rope is induction treated in order to create a strong connection between steel and rope which leads to good wear resistance.



# Sustainability Data

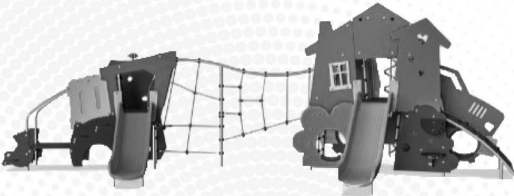
PCM112821



Cradle to Gate A1-A3	Total CO <sub>2</sub> emission	CO <sub>2</sub> e/kg	Recycled materials
	kg CO <sub>2</sub> e	kg CO <sub>2</sub> e/kg	%
PCM112821-0901	1,788.20	2.50	59.20

The overall framework applied for these factors is the Environmental Product Declaration (EPD), which quantifies "environmental information on the life cycle of a product and enable comparisons between products fulfilling the same function" (ISO, 2006). This follows the structure and applies a Life-Cycle Assessment approach to the entire Product stage from raw material through manufacturing (A1-A3))

## Verification of CO<sub>2</sub> calculation of: Themed play systems



Data version no. 2023-10-05

The CO<sub>2</sub> calculation and data are in compliance with the principles of a carbon footprint impact according to the GHG protocol (Greenhouse Gas Protocol), Scope 3, cradle to gate related to all individual components in the product category: "Themed play systems" represented by item no.: MSC641100-3717P.

(Scope 3 emissions include emission sources in the upstream and downstream value chain).

Date: 30. October 2023 | Valid until: 30. October 2025

Verified by:

Julie Marie Vejsgaard Larsen, LCA & EPD Consultant

Verification based on report: Validation of CO<sub>2</sub> calculation of 9 categories of Kompan product line, version 1.0, prepared by: Bureau Veritas HSE, Denmark: Julie M. V. Larsen.

Publication date: 30. October 2023



By Bureau Veritas HSE  
www.bureauveritas.dk  
+45 7731 1000

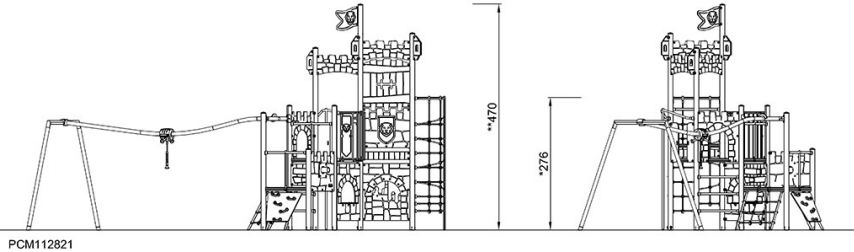
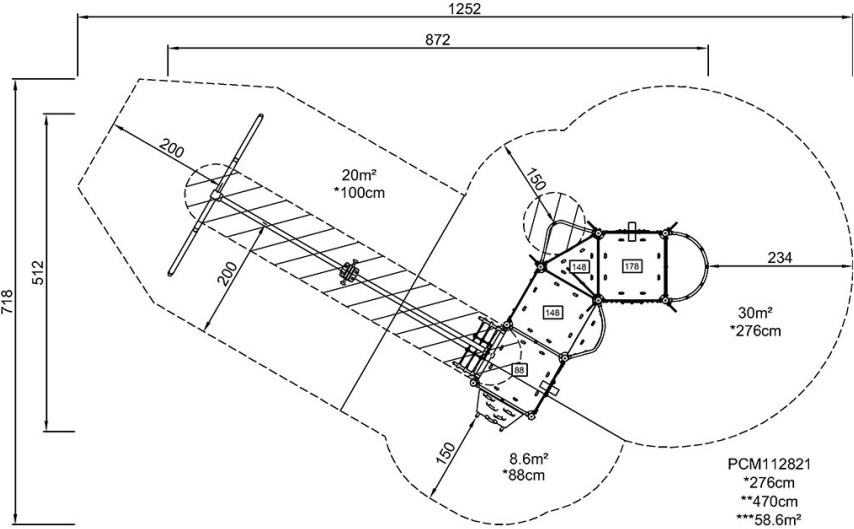


# Castle Outpost Tower

PCM112821

\* Max fall height | \*\* Total height | \*\*\* Safety surfacing area

\* Max fall height | \*\* Total height



[Click to see TOP VIEW](#)

[Click to see SIDE VIEW](#)