


# MUGA, 13x26m, WPC

FRE600803



Wood Plastic Composite (WPC) has the same texture and appearance as wood. It is maintenance-free and environmental friendly. WPC fits perfectly into a natural environment. The fully flat inside gives the best bounce experience when playing. The fully flat inside gives the best bounce experience when playing, this flat wall becomes a part of the

game and means the game can flow whilst adding another dimension that can challenge and develop players' tactical vision of the game. The 3 m x 2 m Multi Goal follows the goal size of FIFA Futsal and IHF Handball regulations. The basketball hoop is placed at the official NBA height of 305 cm, and has the official NBA size of 46 cm in diameter.

Item no. FRE600803-0902	
General Product Information	
Dimensions LxWxH	2613x1323x369 cm
Age group	3+
Play capacity (users)	-
Color options	



# MUGA, 13x26m, WPC

FRE600803



The Wood Plastic Composite panels are made of 100% recycled fibre/wood powder and High Density Poly Ethylene (HDPE). With the dimensions of 860 x 110 x 30mm the boards are extremely strong.



The hinges on the entrance gate are 16mm and made of Stainless Steel, the handle can be accessed from both inside and outside of the pitch but is constructed in such a way that it remains fully flat on the inside of the MUGA.



The posts are made of 80 x 80 x 3mm profile with horizontally, 6mm welded flanges. This will enable an easy installation and strong construction. The low-density polyethylene post caps are attached with blind rivets.

Item no. FRE600803-0902	
Installation Information	
Max. fall height	0 cm
Safety surfacing area	0.0 m²
Total installation time	54.5
Excavation volume	2.13 m³
Concrete volume	1.42 m³
Footing depth (standard)	85 cm
Shipment weight	3,375 kg
Anchoring options	In-ground ✓ Surface ✓



Each panel has 4 Thermoplastic Vulcanizates plugs connecting the panels to the posts. The plugs reduce the vibration and therefore reduce the noise level. The plugs will also simplify installation as they come with pre-assembled nuts.



The wheelchair entrance is constructed of 80 x 80 x 3mm post with Ø 48mm tube and 2 stainless steel 16mm hinges. The opening is 95cm wide and 112cm long, this will allow people in a wheelchair to enter the MUGA but stop mopeds and motors.



The WPC boards are attached to 70 x 45 x 3mm welded flanges with stainless steel M8 bolts, nuts and washers. These connections are not visible from the inside and create a strong and safe connection.



# Sustainability Data

FRE600803



Cradle to Gate A1-A3	Total CO <sub>2</sub> emission	CO <sub>2</sub> e/kg	Recycled materials
	kg CO <sub>2</sub> e	kg CO <sub>2</sub> e/kg	%
FRE600803-0902	5,415.60	1.82	60.00

The overall framework applied for these factors is the Environmental Product Declaration (EPD), which quantifies "environmental information on the life cycle of a product and enable comparisons between products fulfilling the same function" (ISO, 2006). This follows the structure and applies a Life-Cycle Assessment approach to the entire Product stage from raw material through manufacturing (A1-A3))

Kompan A/S  
C.F. Tietgens Boulevard 32C  
DK-5220 Odense SØ  
Denmark



## Verification of CO<sub>2</sub> calculation of: Sport



Data version no. 2023-10-05

The CO<sub>2</sub> calculation and data are in compliance with the principles of a carbon footprint impact according to the GHG protocol (Greenhouse Gas Protocol), Scope 3, cradle to gate related to all individual components in the product category: "Sport" represented by item no.: FRE600202-0901.

(Scope 3 emissions include emission sources in the upstream and downstream value chain).

Date: 30. October 2023 | Valid until: 30. October 2025  
Verified by:

Julie Marie Vejsgaard Larsen, LCA & EPD Consultant

Verification based on report: Validation of CO<sub>2</sub> calculation of 9 categories of Kompan product line, version 1.0, prepared by: Bureau Veritas HSE, Denmark: Julie M. V. Larsen.

Publication date: 30. October 2023

By Bureau Veritas HSE  
www.bureauveritas.dk  
+45 7731 1000

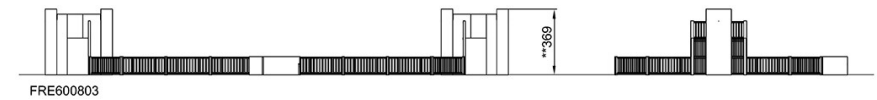
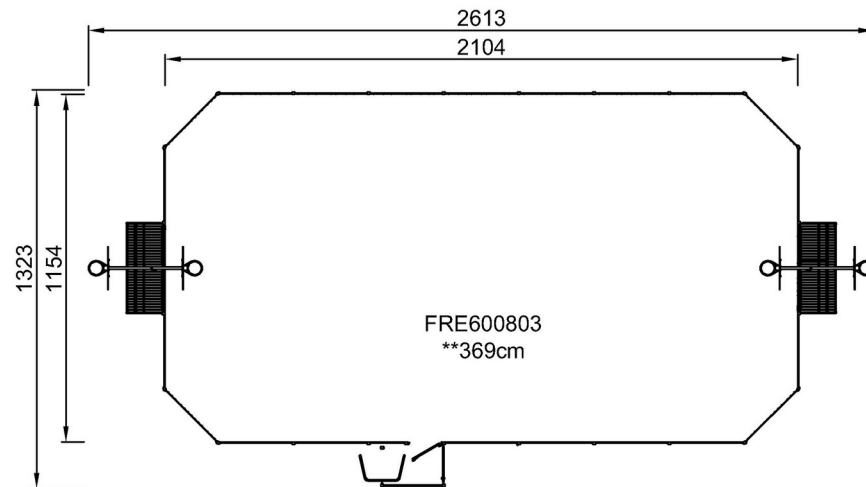


# MUGA, 13x26m, WPC

FRE600803

\* Max fall height | \*\* Total height | \*\*\* Safety surfacing area

\* Max fall height | \*\* Total height



[Click to see TOP VIEW](#)

[Click to see SIDE VIEW](#)