

# The Wizard's Hideaway

NRO406




The Wizard's Hideaway is magical, with an elevated house and blue roof, it inspires role play. The benches and table inside stimulate social interaction and make children want to stay playing for longer. An inclined climbing wall leads up to the elevated house. The inclination makes it a supported, secure climb and adds good opportunities for adult care

givers to support the climb up and into the house. Climbing is fantastic for the child's cross-coordination, which again support important brain functions. The slide benefits motor skills such as cross coordination and spatial awareness. These are both fundamental for building up an understanding of the body in speed, time and space, a competence

important for day-to-day life experiences such as crossing the road safely. The Wizard's Hideaway can provide hours of magical play.

Item no. NRO406-0621	
General Product Information	
Dimensions LxWxH	322x358x327 cm
Age group	2+
Play capacity (users)	10
Colour options	



# The Wizard's Hideaway

NRO406



## Platform

**Social-Emotional:** Important life skills like courage, self-confidence, consideration and turn-taking are built.



## Slide

**Physical:** sliding develops spatial awareness and a sense of balance. Furthermore, the core muscles are trained when sitting upright going down. **Social-Emotional:** empathy stimulated by turn-taking. **Cognitive:** young children develop their understanding of space, speed and distances when sliding down quickly.



## Rock climber

**Physical:** supports cross coordination and leg, arm and hand strength. The hand-holds on top ease entry into platform. **Social-Emotional:** the inclination makes climbing feel secure, especially for younger children.



## Theme

**Cognitive:** suggests a theme and supports dramatic play, which stimulates language and communication skills.



## Window

**Social-Emotional:** invites interaction between sides and cooperative play.

# The Wizard's Hideaway

NRO406




All Organic Robinia products by KOMPAN are made of Robinia wood from sustainable European sources. On request it can be supplied as FSC® Certified (FSC® C004450).



The product/activities are preassembled from the factory to ensure all safety requirements are considered.



The paint used for coloured components is water based environmental friendly with excellent UV resistance. The paint is in compliance with EN 71 Part 3.



The hardware is made of stainless steel or galvanised steel to ensure durable connections with a high corrosion resistance.



The stainless steel slides with one piece slide bed are made of high quality stainless steel AISI 304.

Item no. NRO406-0621	
Installation Information	
Max. fall height	100 cm
Safety surfacing area	28.9 m²
Total installation time	21.3
Excavation volume	0.47 m³
Concrete volume	0.00 m³
Footing depth (standard)	60 cm
Shipment weight	1,004 kg
Anchoring options	In-ground ✓ Surface ✓
Warranty Information	
Robinia wood	15 years
Ropes & nets	10 years
Spare parts guaranteed	10 years
Stainless steel components	Lifetime





# Sustainability Data

NRO406



Cradle to Gate A1-A3	Total CO <sub>2</sub> emission	CO <sub>2</sub> e/kg	Recycled materials
	kg CO <sub>2</sub> e	kg CO <sub>2</sub> e/kg	%
NRO406-0621	340.70	0.42	4.20

The overall framework applied for these factors is the Environmental Product Declaration (EPD), which quantifies "environmental information on the life cycle of a product and enable comparisons between products fulfilling the same function" (ISO, 2006). This follows the structure and applies a Life-Cycle Assessment approach to the entire Product stage from raw material through manufacturing (A1-A3))

Kompan A/S  
C.F. Tietgens Boulevard 32C  
DK-5220 Odense SØ  
Denmark



### Verification of CO<sub>2</sub> calculation of: Nature play



Data version no. 2023-10-05

The CO<sub>2</sub> calculation and data are in compliance with the principles of a carbon footprint impact according to the GHG protocol (Greenhouse Gas Protocol), Scope 3, cradle to gate related to all individual components in the product category: "Nature play" represented by item no.: NRO409-0621.

(Scope 3 emissions include emission sources in the upstream and downstream value chain).

Date: 30. October 2023 | Valid until: 30. October 2025  
Verified by:

Julie Marie Vejsgaard Larsen, LCA & EPD Consultant

Verification based on report: Validation of CO<sub>2</sub> calculation of 9 categories of Kompan product line, version 1.0, prepared by: Bureau Veritas HSE, Denmark: Julie M. V. Larsen.

Publication date: 30. October 2023

By Bureau Veritas HSE  
www.bureauveritas.dk  
+45 7731 1000

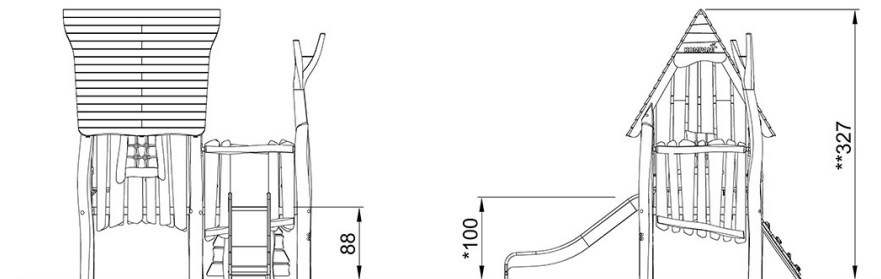
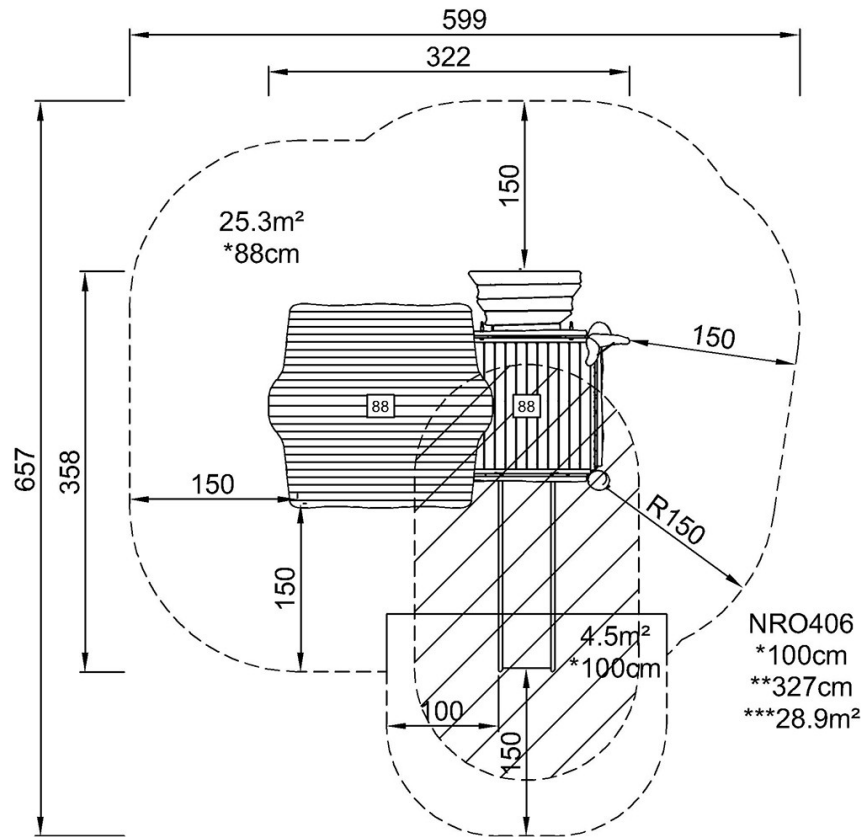


# The Wizard's Hideaway

NRO406

\* Max fall height | \*\* Total height | \*\*\* Safety surfacing area

\* Max fall height | \*\* Total height



NRO406

[Click to see TOP VIEW](#)

[Click to see SIDE VIEW](#)