


Toddler Seat H:2.5m

SW990031



Even the youngest child can have their first swing without adult help. This starter seat allows very young children to start the swing moving without having to master the swing technique. The seat, connected at four corners to the swing frame, can easily be set in motion by pulling on the first two chains.

Item no. SW990031-00	
General Product Information	
Dimensions LxWxH	63x87x0 cm
Age group	1+
Play capacity (users)	1
Colour options	●



Toddler Seat H:2.5m

SW990031



Roomy seat with hole for legs

Physical: the seated position supports trunk stability and balance when pushing and pulling the front chains. **Social-Emotional:** the supportive carved hole for the legs provides a feeling of security when seated. The opening facilitates lifting the child into and out of seat.



Front chains

Physical: pushing and pulling chains requires coordination and trains muscles. **Cognitive:** the insight that the child can affect motion with body movements strengthens logical thinking and the understanding of cause and effect.

Toddler Seat H:2.5m

SW990031



KOMPAN designed curved toddler seat is made with an insert of 21.25 mm thick plywood from alder and pine wood. The outside layer is molded in UV stabilized PUR which retains its properties in the temperature range of -30°C to 60°C



The double steel yoke suspension provides the unique parallel movement of the seat. The swing hangers are made of high quality UV stabilised nylon (PA6) housing with integrated lifetime sealed ball bearings. The height adjustable chains are fixed by a stainless steel hook with theft proof snake eye bolt in a turn able anti twist housing.



The four PUR rubber elements at the end of each chain supports the seat movement back and forth initiated by the toddler sitting on the seat.



The seats are available with swing chains of either hot dip galvanised steel or stainless steel for all swings heights.

Item no. SW990031-00	
Installation Information	
Max. fall height	146 cm
Safety surfacing area	14.5 m²
Total installation time	1.3
Excavation volume	0.00 m³
Concrete volume	0.00 m³
Footing depth (standard)	0 cm
Shipment weight	24 kg
Anchoring options	
Warranty Information	
Chains	10 years
EPDM components	2 years
Spare parts guaranteed	10 years



Sustainability Data

SW990031



Cradle to Gate A1-A3	Total CO ₂ emission	CO ₂ e/kg	Recycled materials
	kg CO ₂ e	kg CO ₂ e/kg	%
SW990031-00	65.40	3.84	34.80

The overall framework applied for these factors is the Environmental Product Declaration (EPD), which quantifies "environmental information on the life cycle of a product and enable comparisons between products fulfilling the same function" (ISO, 2006). This follows the structure and applies a Life-Cycle Assessment approach to the entire Product stage from raw material through manufacturing (A1-A3))

Verification of CO₂ calculation of: Freestanding play equipment



Data version no. 2023-10-05

The CO₂ calculation and data are in compliance with the principles of a carbon footprint impact according to the GHG protocol (Greenhouse Gas Protocol), Scope 3, cradle to gate related to all individual components in the product category: "Freestanding play equipment" represented by item no.: KSW92011-0910.

(Scope 3 emissions include emission sources in the upstream and downstream value chain).

Date: 30. October 2023 | Valid until: 30. October 2025

Verified by:

Julie Marie Vejsgaard Larsen, LCA & EPD Consultant

Verification based on report: Validation of CO₂ calculation of 9 categories of Kompan product line, version 1.0, prepared by: Bureau Veritas HSE, Denmark: Julie M. V. Larsen.

Publication date: 30. October 2023



By Bureau Veritas HSE
www.bureauveritas.dk
+45 7731 1000

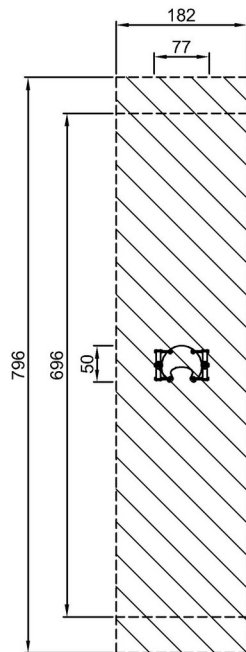


Toddler Seat H:2.5m

SW990031

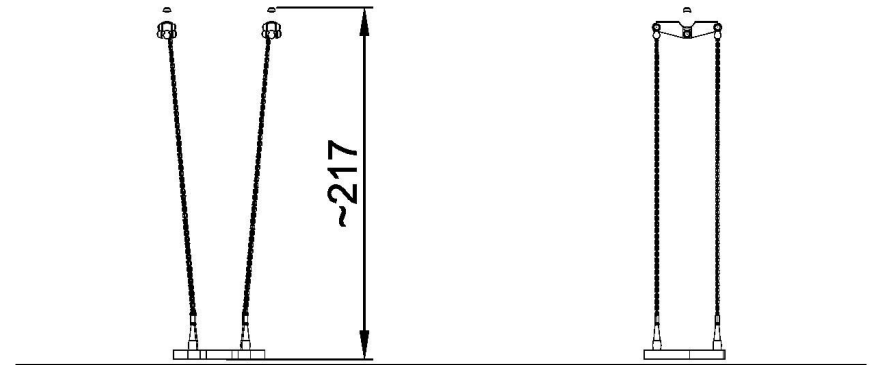
* Max fall height | ** Total height | *** Safety surfacing area

* Max fall height | ** Total height



SW990031

***14.5m²



SW990031
1:100

[Click to see TOP VIEW](#)

[Click to see SIDE VIEW](#)