

Rocky with Shade




PCE111221




Rocky is awesome and attracts children from afar. Thanks to the wide variety of activities, it makes them come back again and again. Rocky offers ample climbing for high numbers of active children. The tower is all play, the exterior is as climbable as the interior, making play possible inside-out and all around. This supports classic schoolyard games like "the

ground is made of lava". The varied climbing units: play shell, climbing walls, Jacob's ladder and tricking posts, train proprioception and cross-body coordination, which are fundamental, for e.g. children's mathematical understanding. The banister bars add a thrilling reward of gliding down. Apart from climbing, there are ample points for a break with friends:

the swaying play shell under the platform is a gathering point for all.

| | |
|-----------------------------|---|
| Item no. PCE111221-0901 | |
| General Product Information | |
| Dimensions LxWxH | 556x411x480 cm |
| Age group | 6+ |
| Play capacity (users) | 12 |
| Colour options |    |



Rocky with Shade

PCE111221



Jacob's ladder

Physical: cross coordination and spatial awareness as well as upper body muscles when hanging with arms. **Social-Emotional:** turn-taking and cooperation. **Cognitive:** logical thinking when going from 2nd to 3rd step, changing feet.



Pipe climber

Physical: muscle strength, cross coordination, and spatial awareness when climbing. **Social-Emotional:** encourage socialising when seated on the bars.




Climbing pole

Physical: develops children's cross coordination, eye-hand coordination and muscle strength when climbing up or down. **Social-Emotional:** turn-taking and self-regulation are trained, both important life skills.



Supportive handholds

Physical: handhold provides good grip for less confident climbers. Trains upper body muscles. **Social-Emotional:** allows for a range of physical abilities to enter independently and securely, play for all.



Wall climber

Physical: climbing supports cross coordination, proprioception, and the development of major muscle groups and hand strength. **Social-Emotional:** two-sided climbing spurs social interaction and turn-taking.



Play shell

Physical: the swaying movement stimulates the sense of balance, necessary to sit still on a chair. **Social-Emotional:** meeting, taking a break and turn-taking are supported, skills necessary to learn how to avoid conflicts.




Banister bars

Physical: supports coordination, arm and core muscles. Landing strengthens bone density. **Social-Emotional:** turn-taking and risk-taking.

Rocky with Shade

PCE111221



The Curved ELEMENTS panels are moulded of UV stabilised recyclable PE with multiple options for in-built play features that also ensures a strong panel solution. Straight panels are made of KOMPAN 19mm PE EcoCore™ which is a highly durable, eco-friendly and recyclable material.



The climbing elements displayed are moulded in one piece with a minimum 5mm wall thickness. The climbing elements are made of recyclable PE, which has a high impact resistance across a wide temperature span and is also vandal resistance.



Sails of commercial 95 high-density PE knitted specially for sun-shade structures. The sails are treated with UV stabilisers to ensure longevity. The sails are supported by a hot-dip galvanised steel frame and tightened by stainless-steel devices.



The main posts are made of high quality pre-galvanized steel with powder coated top finish. Post tops are closed with caps of UV stabilized nylon (PA6). The grey colored molded decks are made of 75% post-consumer ocean waste PP material with a non-skid pattern and textured surface. All decks are supported by uniquely designed, low-carbon aluminum profiles with multiple attachment options.



ELEMENTS rubber membranes are conveyor belt made of layers of rubber mixed of natural rubber and SBR rubber and embedded with layers of armouring made of woven PE and PA. The thickness 8mm ensures high durability in any environment.



ELEMENTS ropes have six-stranded steel wires and a steel wire core. Each strand is tightly wrapped with PES yarn, which is melted onto each individual strand. After initial friction has removed the surface fibres, a harder PES coating remains to protect each strand, making the ropes highly wear and vandalism resistant.

Item no. PCE111221-0901

Installation Information

| | |
|--------------------------|--------------------------|
| Max. fall height | 220 cm |
| Safety surfacing area | 38.0 m² |
| Total installation time | 16.5 |
| Excavation volume | 1.14 m³ |
| Concrete volume | 0.34 m³ |
| Footing depth (standard) | 85 cm |
| Shipment weight | 566 kg |
| Anchoring options | Surface ✓ In-ground ✓ |

Warranty Information

| | |
|-----------------------|----------|
| EcoCore HDPE | Lifetime |
| Post | 10 years |
| PP Decks | 10 years |
| Ropes & Nets | 10 years |
| Spare Parts Guarantee | 10 years |



Sustainability Data

PCE111221



| Cradle to Gate A1-A3 | Total CO ₂ emission | CO ₂ e/kg | Recycled materials |
|----------------------|--------------------------------|-------------------------|--------------------|
| | kg CO ₂ e | kg CO ₂ e/kg | % |
| PCE111221-0901 | 1,304.30 | 3.06 | 47.70 |

The overall framework applied for these factors is the Environmental Product Declaration (EPD), which quantifies "environmental information on the life cycle of a product and enable comparisons between products fulfilling the same function" (ISO, 2006). This follows the structure and applies a Life-Cycle Assessment approach to the entire Product stage from raw material through manufacturing (A1-A3))

Kompan A/S
C.F. Tietgens Boulevard 32C
DK-5220 Odense SØ
Denmark



Verification of CO₂ calculation of: Play systems



Data version no. 2023-10-05

The CO₂ calculation and data are in compliance with the principles of a carbon footprint impact according to the GHG protocol (Greenhouse Gas Protocol), Scope 3, cradle to gate related to all individual components in the product category: "Play systems" represented by item no.: PCM200321-0950.

(Scope 3 emissions include emission sources in the upstream and downstream value chain).

Date: 30. October 2023 | Valid until: 30. October 2025
Verified by:

Julie Marie Vejsgaard Larsen, LCA & EPD Consultant

Verification based on report: Validation of CO₂ calculation of 9 categories of Kompan product line, version 1.0, prepared by: Bureau Veritas HSE, Denmark: Julie M. V. Larsen.

Publication date: 30. October 2023

By Bureau Veritas HSE
www.bureauveritas.dk
+45 7731 1000

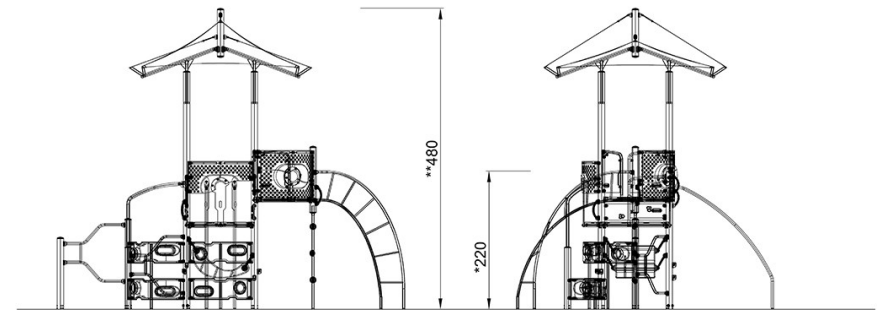
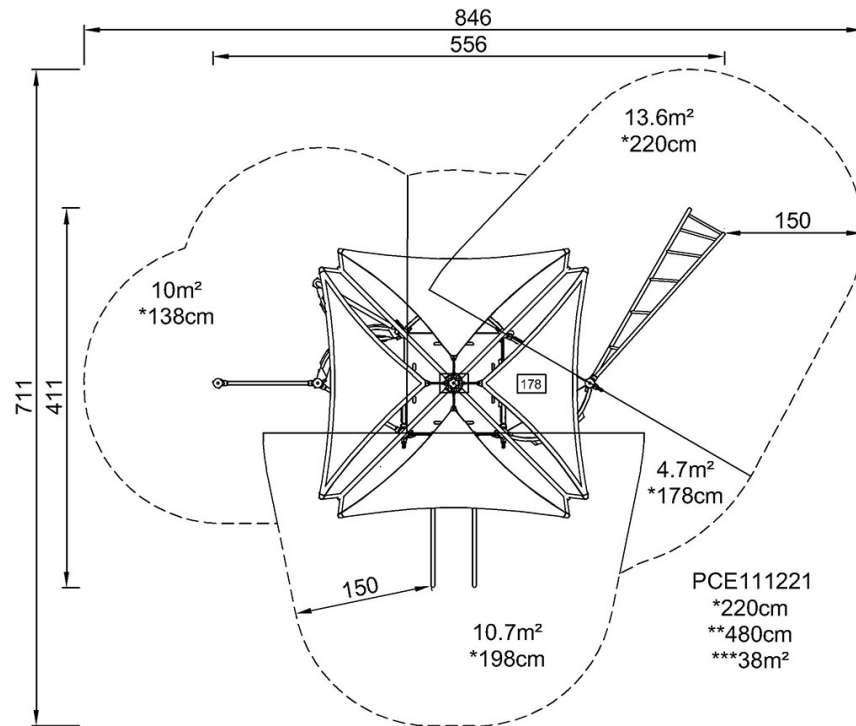


Rocky with Shade

PCE111221

* Max fall height | ** Total height | *** Safety surfacing area

* Max fall height | ** Total height



PCE111221

[Click to see TOP VIEW](#)

[Click to see SIDE VIEW](#)