


# Railway Carriage

M526



Item no. M52670-3417P	
General Product Information	
Dimensions LxWxH	297x123x165 cm
Age group	6m+
Play capacity (users)	8
Color options	



"I want to go on the train!" The roomy Railway Carriage attracts children with its appealing theme of travel. The train theme is a great play starter that will have children stay for a long time, describing where they'll go next. This can unite in play across generations. The storytelling dimension of dramatic play is hugely present in the Railway Carriage. This

stimulates language development and logical thinking skills when sequencing stories correctly in time. The lovely compartments with blue seats spur numerous social games, when children define my space and your space. The open platforms at the rear and front allow for seating, too. The transparent design makes it possible for children to participate in play from

the outside of the Railway Carriage, too. It also facilitates informal adult supervision.




# Railway Carriage

M526



## Bench

**Social-Emotional:** gathering, cooperating or taking a break from play - all train social skills.



## Theme

**Cognitive:** suggests a theme and supports dramatic play, which stimulates language and communication skills.



## Open space

**Social-Emotional:** the open space allows for more children to be together and share. Important life skills like courage, self-confidence, consideration and turn-taking are built.

# Railway Carriage

M526




Panels of 19mm EcoCore™. EcoCore™ is a highly durable, eco friendly material, which is not only recyclable after use, but also consists of material produced from +95% recycled post consumer material from food packing waste.

Foot support is made of HPL with a thickness of 17,8mm with a very high wearing strength and a unique KOMPAN nonskid surface texture.

The steel surfaces are hot dip galvanised inside and outside with lead free zinc. The galvanisation has excellent corrosion resistance in outside environments and requires low maintenance.

Item no. M52670-3417P	
Installation Information	
Max. fall height	28 cm
Safety surfacing area	22.1 m²
Total installation time	12.4
Excavation volume	0.44 m³
Concrete volume	0.00 m³
Footing depth (standard)	60 cm
Shipment weight	442 kg
Anchoring options	In-ground ✓ Surface ✓




Edge protection is made of PUR. It retains its properties in the temperature range of -30°C to 60°C. Material is UV stabilised.

KOMPAN GreenLine versions are designed with ultimate environmentally friendly materials with lowest possible CO2e emission factor such as EcoCore™ panels of +95% post consumer recycled ocean waste.



# Sustainability Data

M526



Cradle to Gate A1-A3	Total CO <sub>2</sub> emission	CO <sub>2</sub> e/kg	Recycled materials
	kg CO <sub>2</sub> e	kg CO <sub>2</sub> e/kg	%
M52670-3417P	545.10	1.61	58.50

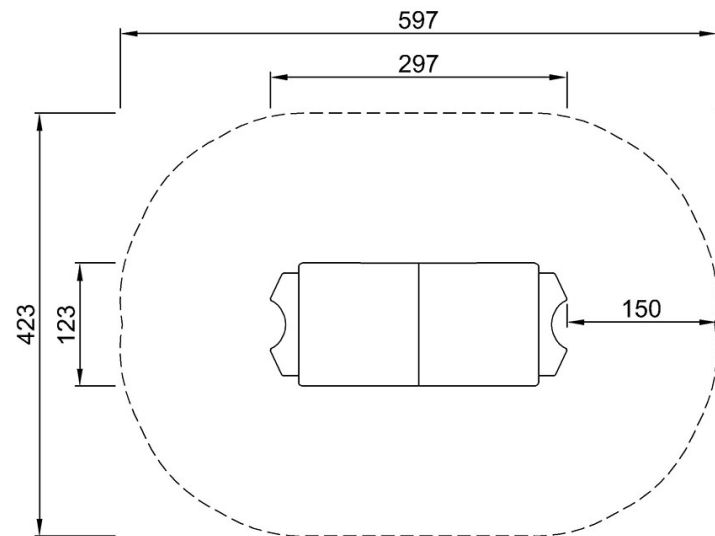
The overall framework applied for these factors is the Environmental Product Declaration (EPD), which quantifies "environmental information on the life cycle of a product and enable comparisons between products fulfilling the same function" (ISO, 2006). This follows the structure and applies a Life-Cycle Assessment approach to the entire Product stage from raw material through manufacturing (A1-A3))

# Railway Carriage

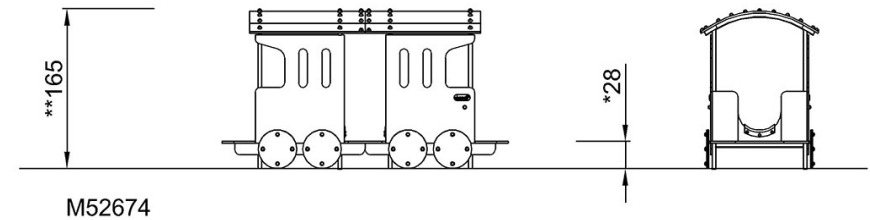
M526

\* Max fall height | \*\* Total height | \*\*\* Safety surfacing area

\* Max fall height | \*\* Total height



M52674  
\*28cm  
\*\*165cm  
\*\*\*22.1m<sup>2</sup>



[Click to see TOP VIEW](#)

[Click to see SIDE VIEW](#)