



Balance Beam on Springs

NRO827



Item no. NRO827-0401	
General Product Information	
Dimensions LxWxH	310x16x51 cm
Age group	6+
Play capacity (users)	2
Colour options	 



The Balance Beam on Springs is a playground classic. It appeals hugely to children's eagerness to play and try out challenges in play. The springs make the beam rock slightly, a particularly popular feature in children's play equipment. Children love it when they get immediate response to their movements. The Balance Beam trains the sense of balance

immensely, making children use it constantly when passing the rocking beam. This, apart from being a thrill, trains fundamental skills such as regaining balance when about to lose it. Children passing each other on the beam, or rocking it together, train important cooperation, negotiation and turn-taking abilities, that all train their social-emotional skills. These are

important for self-confidence and forming friendships.

Balance Beam on Springs

NRO827



Balance beam

Physical: trains the sense of balance, fundamental for all other motor skills that makes it possible to navigate the world confidently and securely. **Social-Emotional:** turn-taking skills and negotiation when crossing each other on the beam. Room for a seated rest and exchange.



Spring base

Physical: rocking promotes sense of balance and space, both important in for navigating the body confidently in space. **Social-Emotional:** consideration of others when rocking.

Balance Beam on Springs

NRO827



All Organic Robinia products by KOMPAN are made of Robinia wood from sustainable European sources. On request it can be supplied as FSC® Certified (FSC® C004450).



KOMPAN Springs are made of high quality spring steel according to EN10270. The springs are cleaned by phosphating before they are painted with an epoxy primer and a polyester powder coating as top finish. The springs are fixed by unique anti pinch fittings for maximum safety and long lifetime.



The Robinia wood can be supplied as untreated raw wood or painted with a brown coloured transparent pigment that maintains the golden wood colour of the wood.

Item no. NRO827-0401	
Installation Information	
Max. fall height	51 cm
Safety surfacing area	17.3 m²
Total installation time	2.9
Excavation volume	0.33 m³
Concrete volume	0.00 m³
Footing depth (standard)	42 cm
Shipment weight	105 kg
Anchoring options	In-ground ✓ Surface ✓
Warranty Information	
Robinia wood	15 years
Spare parts guaranteed	10 years
Springs	5 years



Sustainability Data

NRO827



Cradle to Gate A1-A3	Total CO ₂ emission	CO ₂ e/kg	Recycled materials
	kg CO ₂ e	kg CO ₂ e/kg	%
NRO827-0401	107.40	1.21	17.40

The overall framework applied for these factors is the Environmental Product Declaration (EPD), which quantifies "environmental information on the life cycle of a product and enable comparisons between products fulfilling the same function" (ISO, 2006). This follows the structure and applies a Life-Cycle Assessment approach to the entire Product stage from raw material through manufacturing (A1-A3))

Kompan A/S

C.F. Tietgens Boulevard 32C
DK-5220 Odense SØ
Denmark



Verification of CO₂ calculation of: Nature play



Data version no. 2023-10-05

The CO₂ calculation and data are in compliance with the principles of a carbon footprint impact according to the GHG protocol (Greenhouse Gas Protocol), Scope 3, cradle to gate related to all individual components in the product category: "Nature play" represented by item no.: NRO409-0621.

(Scope 3 emissions include emission sources in the upstream and downstream value chain).

Date: 30. October 2023 | Valid until: 30. October 2025

Verified by:

Julie Marie Vejsgaard Larsen, LCA & EPD Consultant

Verification based on report: Validation of CO₂ calculation of 9 categories of Kompan product line, version 1.0, prepared by: Bureau Veritas HSE, Denmark: Julie M. V. Larsen.

Publication date: 30. October 2023

By Bureau Veritas HSE
www.bureauveritas.dk
+45 7731 1000

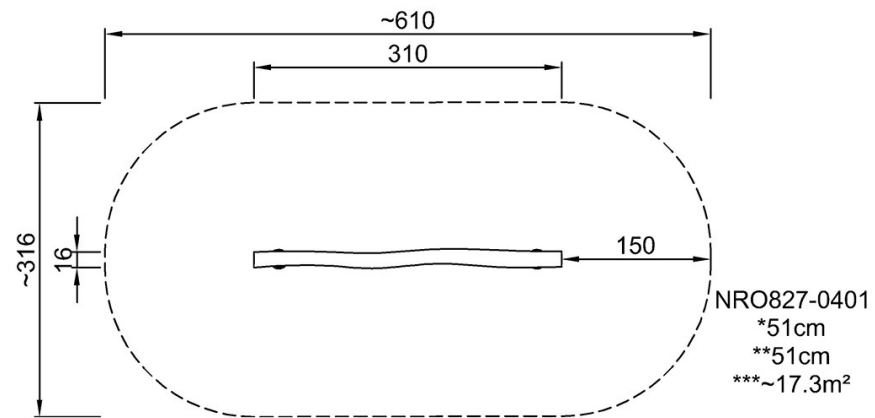


Balance Beam on Springs

NRO827

* Max fall height | ** Total height | *** Safety surfacing area

* Max fall height | ** Total height



[Click to see TOP VIEW](#)

[Click to see SIDE VIEW](#)