

# Up and Over Net



NRO812



The Up and Over Net is a quite a challenge, that trains basic motor skills. Children use their cross-coordination, proprioception and their muscles when they embark on the net and climb over the sturdy top beam to the other side. The wide spacing between the rungs is great for leg, arm and core muscles. The three meshes allow for more children to climb

together. The fact that there are then only two meshes when they reach the top means that children get to use and expand social-emotional skills such as turn-taking and negotiation. The top beam is the perfect destination for a break with friends. Navigating up and down is good for training the sense of space which helps children estimate distances

and risks in street traffic.

Item no. NRO812-1001	
General Product Information	
Dimensions LxWxH	210x140x140 cm
Age group	4+
Play capacity (users)	2
Color options	 



# Up and Over Net

NRO812



## Top beam

**Physical:** climbing over the top beam demands good spatial awareness and involves risk taking. **Social-Emotional:** fine destination for a break with friends.



## Climbing net

**Physical:** the inclined net supports the upward climbing movement of the body. The net supports cross-body coordination, which impacts coordination of the right and left part of brain, fundamental for other skills such as the ability to read. The asymmetry of the net challenges the children's climbing.

# Up and Over Net

NRO812



All Organic Robinia products by KOMPAN are made of Robinia wood from sustainable European sources. On request it can be supplied as FSC® Certified (FSC® C004450).



Nets and ropes are made of UV-stabilised PA with inner steel cable reinforcement. The rope is induction treated in order to create a strong connection between steel and rope which leads to good wear resistance.



The Robinia wood can be supplied as untreated raw wood or painted with a brown coloured transparent pigment that maintains the golden wood colour of the wood.

Item no. NRO812-1001	
Installation Information	
Max. fall height	110 cm
Safety surfacing area	18.0 m²
Total installation time	3.4
Excavation volume	0.87 m³
Concrete volume	0.02 m³
Footing depth (standard)	100 cm
Shipment weight	125 kg
Anchoring options	In-ground ✓ Surface ✓



# Sustainability Data

NRO812



Cradle to Gate A1-A3	Total CO <sub>2</sub> emission	CO <sub>2</sub> e/kg	Recycled materials
	kg CO <sub>2</sub> e	kg CO <sub>2</sub> e/kg	%
NRO812-1001	66.10	0.65	6.10

The overall framework applied for these factors is the Environmental Product Declaration (EPD), which quantifies "environmental information on the life cycle of a product and enable comparisons between products fulfilling the same function" (ISO, 2006). This follows the structure and applies a Life-Cycle Assessment approach to the entire Product stage from raw material through manufacturing (A1-A3))

**Kompan A/S**  
C.F. Tietgens Boulevard 32C  
DK-5220 Odense SØ  
Denmark



### Verification of CO<sub>2</sub> calculation of: Nature play



Data version no. 2023-10-05

The CO<sub>2</sub> calculation and data are in compliance with the principles of a carbon footprint impact according to the GHG protocol (Greenhouse Gas Protocol), Scope 3, cradle to gate related to all individual components in the product category: "Nature play" represented by item no.: NRO409-0621.

(Scope 3 emissions include emission sources in the upstream and downstream value chain).

**Date: 30. October 2023 | Valid until: 30. October 2025**  
**Verified by:**

Julie Marie Vejsgaard Larsen, LCA & EPD Consultant

Verification based on report: Validation of CO<sub>2</sub> calculation of 9 categories of Kompan product line, version 1.0, prepared by: Bureau Veritas HSE, Denmark: Julie M. V. Larsen.

**Publication date: 30. October 2023**

**By Bureau Veritas HSE**  
www.bureauveritas.dk  
+45 7731 1000

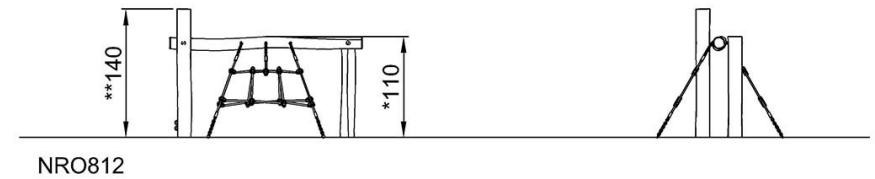
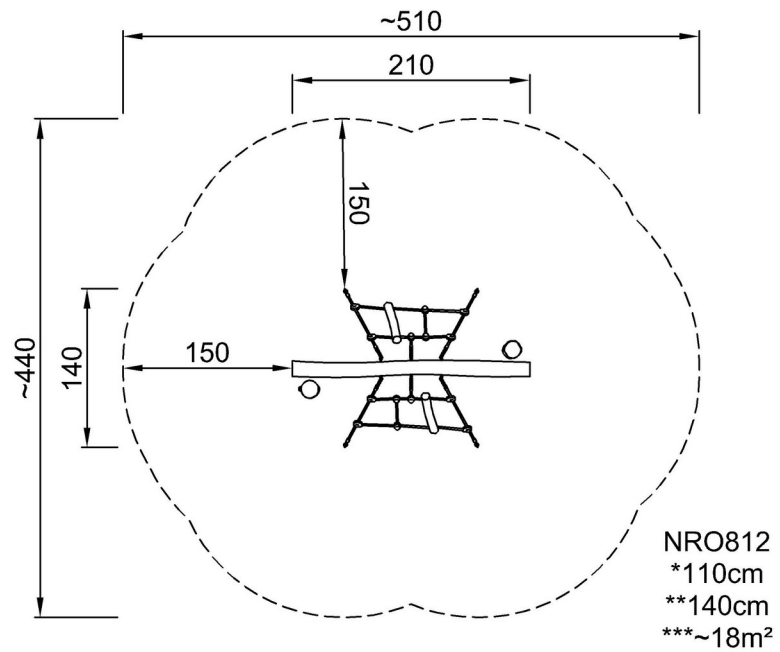


# Up and Over Net

NRO812

\* Max fall height | \*\* Total height | \*\*\* Safety surfacing area

\* Max fall height | \*\* Total height



[Click to see TOP VIEW](#)

[Click to see SIDE VIEW](#)