

Kilimanjaro

PCE310231




The Kilimanjaro is an awesome play challenge, attracting all and, thanks to its impressive variation in play possibilities at every level, enticing them to return. Ample thrilling and responsive climbing challenges, along with balancing activities, train the motor skills' ABC: Agility, Balance and Coordination. These are fundamental skills for managing in today's 'real'

world. The high, high net bridge and the tall curvy slide, offer exhilarating play rewards after having gained self-esteem from conquering the heights. There is 360° climbing throughout the transparent, bouncy and sturdy play unit. Numerous nooks and crannies and meeting points create areas for social interaction. The high number of ground based features offers

opportunities for all abilities to explore and enjoy the fun.

Item no. PCE310231-0903	
General Product Information	
Dimensions LxWxH	44'5"x26'10"x19'3"
Age group	5 - 12
Play capacity (users)	50
Color options	



Kilimanjaro

PCE310231



Coroflex bridge

Physical: the sturdy bounce of the ropes supports balance and cross coordination. The teardrop handle trains upper body muscles.

Social-Emotional: there is room for more than one, and cooperating with friends on walking over the bouncy ropes is a true cooperation task that takes teamwork and tolerance.



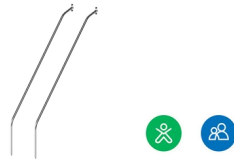
Talk tube

Social-Emotional: encourages communication and social interaction.
Cognitive: evokes curiosity and stimulates an understanding of cause and effect and object permanence: objects and people still exist when out of sight.




Twisted net

Physical: the big, twisted meshes allow for varied climbing and crawling through, supporting the development of proprioception, spatial awareness, cross coordination, and muscle strength. **Social-Emotional:** the partly horizontal meshes allow more children to sit together and talk.



Banister bars

Physical: coordination is supported when going down, as well as arm and core muscles. Landing strengthens bone density, which is built for life in childhood. **Social-Emotional:** turn-taking and risk-taking.



Spiral tube slide

Physical: sliding supports spatial awareness and a sense of balance. Furthermore, the core muscles are trained when sitting upright going down. **Social-Emotional:** thrill when going down fast. Empathy stimulated by turn-taking. Feeling of security when stopping on extra long slide mouth.



Play shell

Physical: the swaying movement stimulates the sense of balance, necessary to sit still on a chair. **Social-Emotional:** meeting, taking a break and turn-taking are supported, skills necessary to learn how to avoid conflicts.



Hammock

Physical: coordination and sense of balance when swaying. **Social-Emotional:** meeting, pushing friends gently back and forth, turn-taking.

Kilimanjaro

PCE310231



The Curved ELEMENTS panels are molded of UV stabilized recyclable PE with multiple options for in-build play features that also ensures a strong panel solution. Straight panels are made of KOMPAN 19mm PE EcoCore™ which is a highly durable, eco-friendly and recyclable material.



The climbing elements displayed are molded in one piece with a minimum 5mm wall thickness. The climbing elements are made of recyclable PE which has a high impact resistance across a wide temperature span which ensures vandal resistance in all locations.



The ELEMENTS roofs are made of recyclable PE made from 33% post consumer recycled materials with a minimum wall thickness of 5 mm to ensure high durability in all climates around the world. The steel pipes are hot dip galvanised inside and outside for maximum durability.



The main posts are made of high quality pregalvanized steel with powder coated top finish. Post tops are closed with caps of UV stabilized nylon (PA6). The grey colored molded decks are made of 75% post-consumer waste PP material with a non-skid pattern and texture surface. All decks are supported by unique designed low-carbon aluminum profiles with multiple attachment options.



ELEMENTS rubber membranes are conveyor belt made of layers of rubber mixed of natural rubber and SBR rubber, and embedded with layers of armouring made of woven PE and PA. The thickness 8mm ensures high durability in any environment.



ELEMENTS ropes has six-stranded steel wires and a steel wire core. Each strand is tightly wrapped with PES yarn, which is made from +95% post consumer materials. The yarn is then melted onto each individual strand making the ropes highly wear- and vandalism-resistant.

Item no. PCE310231-0903	
Installation Information	
Max. fall height	9'1"
Safety surfacing area	1369ft²
Total installation time	61.9
Excavation volume	4.11yd³
Concrete volume	1.48yd³
Footing depth (standard)	2'9"
Shipment weight	5212lbs
Anchoring options	Surface ✓ In-ground ✓
Warranty Information	
Curved Panels	10 Years
EcoCore HDPE	Lifetime
Membrane	2 Years
Post	10 Years
Spare Parts Availability	10 Years

Elevated activities 9	Accessible elevated activities	Accessible ground level activities	Accessible ground level play types
Present	5	6	3
Required	5	3	3

**ASTM
F1487**
compliant

Sustainability Data

PCE310231



Cradle to Gate A1-A3	Total CO ₂ emission	CO ₂ e/kg	Recycled materials
	kg CO ₂ e	kg CO ₂ e/kg	%
PCE310231-0903	6,099.70	3.07	51.10

The overall framework applied for these factors is the Environmental Product Declaration (EPD), which quantifies "environmental information on the life cycle of a product and enable comparisons between products fulfilling the same function" (ISO, 2006). This follows the structure and applies a Life-Cycle Assessment approach to the entire Product stage from raw material through manufacturing (A1-A3))

Verification of CO₂ calculation of: Play systems



Data version no. 2023-10-05

The CO₂ calculation and data are in compliance with the principles of a carbon footprint impact according to the GHG protocol (Greenhouse Gas Protocol), Scope 3, cradle to gate related to all individual components in the product category: "Play systems" represented by item no.: PCM200321-0950.

(Scope 3 emissions include emission sources in the upstream and downstream value chain).

Date: 30. October 2023 | Valid until: 30. October 2025

Verified by:

Julie Marie Vejsgaard Larsen, LCA & EPD Consultant

Verification based on report: Validation of CO₂ calculation of 9 categories of Kompan product line, version 1.0, prepared by: Bureau Veritas HSE, Denmark: Julie M. V. Larsen.

Publication date: 30. October 2023



By Bureau Veritas HSE
www.bureauveritas.dk
+45 7731 1000

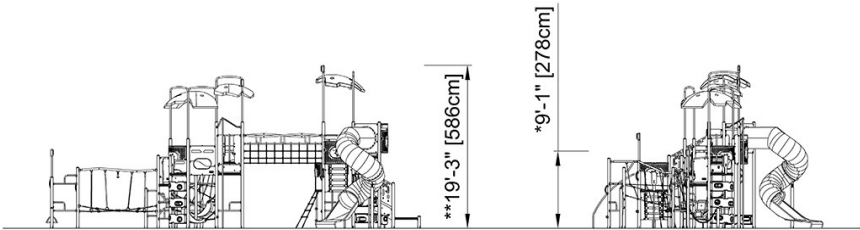
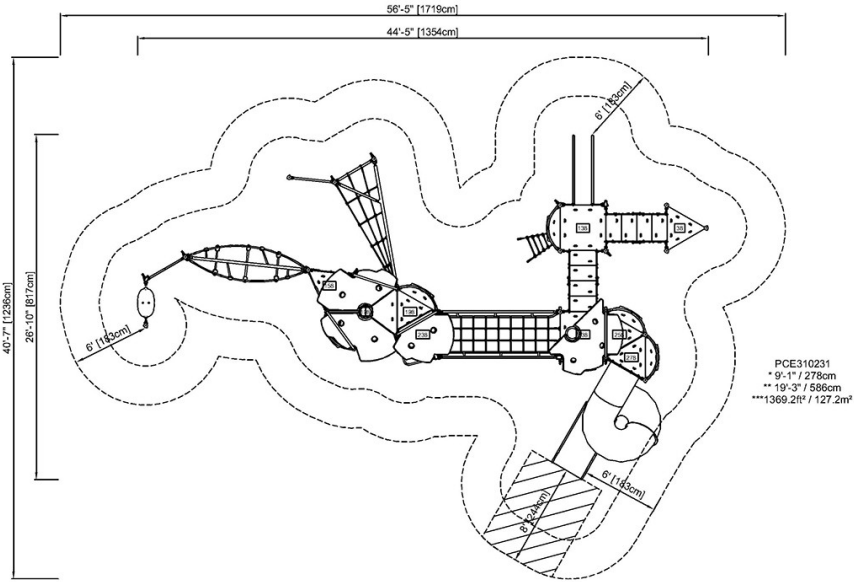


Kilimanjaro

PCE310231

* Max fall height | ** Total height | *** Safety surfacing area

* Max fall height | ** Total height



PCE310231

[Click to see TOP VIEW](#)

[Click to see SIDE VIEW](#)