



Cottage Sunshade with Posts

NRO207



Item no. NRO207-1001	
General Product Information	
Dimensions LxWxH	864x750x380 cm
Age group	-
Play capacity (users)	-
Colour options	 

KOMPAN Robinia sunshades are designed to provide shaded play areas on sunny days. Sunshades are often used to cover areas where kids are sitting still for a longer time like for example sandboxes and playhouses. The shading is elevated by posts in each corner and the sail is attached to the post by a nylon rope and tightened in a V-track. The high-


density polyethylene material is very durable, we do however recommend to take down the sail in heavy wind and during winter. Light rain will run off while during heavy rain the water will pass through the sail material to prevent damages. As an accessory KOMPAN offer wind brakers in the same material that placed vertically between the post will provide shelter

to the shaded area.




Cottage Sunshade with Posts


NRO207




All Organic Robinia products by KOMPAN are made of Robinia wood from sustainable European sources. On request it can be supplied as FSC® Certified (FSC® C004450).




The sail is made of 100% High Density Polyethylene HDPE in beige color. The density of approximately 320 g/m² ensures a high durability for outdoor usage.



All fixation points are equipped with steel brackets to ensure strong connection to the nylon rope used for tightening.



The rope is attached to the Robinia post by a stainless-steel eyebolt and tightened by a nylon bracket with wedge track. The system ensures the sail is easy to set-up, tighten and take down again.



The HDPE sail is authorized to use the UV-label grade 10 in accordance with UV standard 801 under the test report number 738740-1. See certificate on www.master.KOMPAN.com



The robinia posts are available as wood in-ground anchoring or hot dip galvanized steel in-ground footings.

Item no. NRO207-1001	
Installation Information	
Max. fall height	0 cm
Safety surfacing area	0.0 m²
Total installation time	5.9
Excavation volume	0.88 m³
Concrete volume	0.35 m³
Footing depth (standard)	100 cm
Shipment weight	356 kg
Anchoring options	In-ground ✓
Warranty Information	
Hot dip galvanised steel	Lifetime
Robinia wood	15 years
Spare parts guaranteed	10 years
Stainless steel components	Lifetime
Sun shading sails	2 years

Sustainability Data

NRO207



Cradle to Gate A1-A3	Total CO ₂ emission	CO ₂ e/kg	Recycled materials
	kg CO ₂ e	kg CO ₂ e/kg	%
NRO207-1001	59.40	0.23	0.30

The overall framework applied for these factors is the Environmental Product Declaration (EPD), which quantifies "environmental information on the life cycle of a product and enable comparisons between products fulfilling the same function" (ISO, 2006). This follows the structure and applies a Life-Cycle Assessment approach to the entire Product stage from raw material through manufacturing (A1-A3))

Kompan A/S

C.F. Tietgens Boulevard 32C
DK-5220 Odense SØ
Denmark



Verification of CO₂ calculation of: Nature play



Data version no. 2023-10-05

The CO₂ calculation and data are in compliance with the principles of a carbon footprint impact according to the GHG protocol (Greenhouse Gas Protocol), Scope 3, cradle to gate related to all individual components in the product category: "Nature play" represented by item no.: NRO409-0621.

(Scope 3 emissions include emission sources in the upstream and downstream value chain).

Date: 30. October 2023 | Valid until: 30. October 2025

Verified by:

Julie Marie Vejsgaard Larsen, LCA & EPD Consultant

Verification based on report: Validation of CO₂ calculation of 9 categories of Kompan product line, version 1.0, prepared by: Bureau Veritas HSE, Denmark: Julie M. V. Larsen.

Publication date: 30. October 2023

By Bureau Veritas HSE
www.bureauveritas.dk
+45 7731 1000

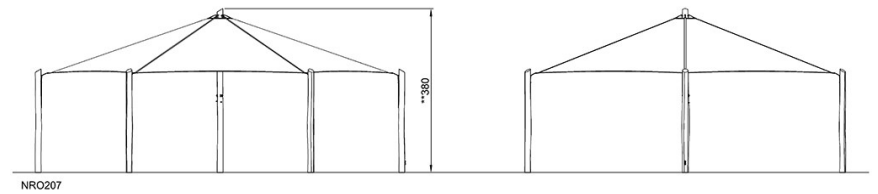
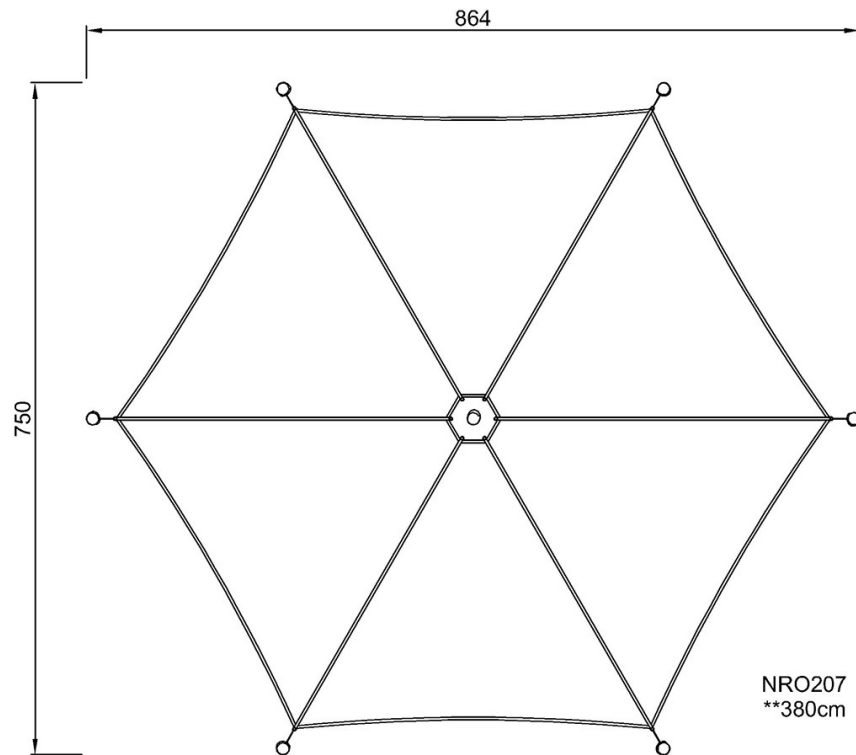


Cottage Sunshade with Posts

NRO207

* Max fall height | ** Total height | *** Safety surfacing area

* Max fall height | ** Total height



[Click to see TOP VIEW](#)

[Click to see SIDE VIEW](#)