

Nereide


GXY963



Item no. GXY963010-3717

General Product Information

Dimensions LxWxH	13'2"x20'7"x10'3"
Age group	5 - 12
Play capacity (users)	6
Color options	



Wild, wild whirls! The amazing Nereide attracts tweens and teens immediately. Thanks to its varied activities and spaciousness, everyone can be part of play on Nereide. The spinning activities are great fun. They train the motor skills ABC of agility, balance and coordination. The sense of balance is the foundation for all other motor skills and makes it possible for

humans to manage the world securely. In the early teenage years, the sense of balance needs extra attention due to the rapid physical growth. The Satellite and Musca spinners whirl around when tweens use their muscles and coordination to rotate smoothly. To create a smooth rotation on the Satellite Spinner, users need to consider gravity. This is great for the

understanding of rotation principles. The Musca spinner holds many, encouraging cooperation and turn-taking skills.

Nereide

GXY963



Musca spinner

Physical: balance when standing, sitting and rotating, muscles develop when holding tight.
Social-Emotional: cooperation in getting the spinner to turn.



Satellite spinner

Physical: balance when standing, sitting and rotating, muscles develop when holding tight.
Social-Emotional: turn-taking, socializing.
Cognitive: logical thinking, figuring out how to make the spinner work with gravity, not against it.



Climbing plate

Physical: trains balance and sense of space when children are standing, using leg and core muscles. Jumping off strengthens bone density. Facilitates sitting and lying, which supports people of all abilities. **Social-Emotional:** swaying seat for a break, inviting socializing and turn-taking. Inclusive. Point for gathering and for assistance from caregivers..



Open triangle plate

Physical: arm, leg and core muscles are developed when climbing up/through. Proprioception and spatial awareness are also supported, both motor skills that help navigating the body in space. **Social-Emotional:** swaying, bouncy seat for a break, inviting socializing and turn-taking.

Nereide

GXY963



The steel surfaces of GALAXY are hot dip galvanized inside and outside with lead free zinc. The galvanization has excellent corrosion resistance in outside environments and requires low maintenance.



The unique designed GALAXY connection ball is made with an inner circular core of aluminium surrounded by a shell of hard PP with a outer layer of soft TPV rubber. Flexible lead free aluminium connectors allow for installation in variable angles.



Bearing systems in heavy duty design in a maintenance free construction. All steel bearings are fully closed and lifetime lubricated.

Item no. GXY963010-3717	
Installation Information	
Max. fall height	8'2"
Safety surfacing area	488ft²
Total installation time	10.2
Excavation volume	3.49yd³
Concrete volume	1.57yd³
Footing depth (standard)	2'11"
Shipment weight	1165lbs
Anchoring options	In-ground ✓ Surface ✓
Warranty Information	
Galaxy connection ball	5 Years
Hot dip galvanized steel	Lifetime
PUR components	10 Years
Ropes & nets	10 Years
Spare Parts Availability	10 Years



GALAXY climbing triangle with outer soft layer of PUR and corner brackets of moulded nylon (PA6). The core consist of a powder coated welded steel frame with integrated corner suspension points. Larger triangles are closed with an 18mm thick Ekogrip® panel that has a top-layer of rubber with a non-skid effect.



Colored steel components has a base of hot dip galvanization and a powder coated top finish. This provides an ultimate corrosion resistance in all climates around the world.



Galaxy products are available in different color combinations with either hot dip galvanized steel surface treatment or optional with powder top finish of selected steel components. Colors of the activities are adjusted to support the individual color combination.

Elevated activities 0	Accessible elevated activities	Accessible ground level activities	Accessible ground level play types
Present	0	3	2
Required	0	2	2

ASTM
F1487
compliant

Sustainability Data

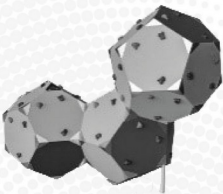
GXY963



Cradle to Gate A1-A3	Total CO ₂ emission	CO ₂ e/kg	Recycled materials
	kg CO ₂ e	kg CO ₂ e/kg	%
GXY963010-3717	1,153.00	3.23	36.70

The overall framework applied for these factors is the Environmental Product Declaration (EPD), which quantifies "environmental information on the life cycle of a product and enable comparisons between products fulfilling the same function" (ISO, 2006). This follows the structure and applies a Life-Cycle Assessment approach to the entire Product stage from raw material through manufacturing (A1-A3))

Verification of CO₂ calculation of: Challengers & Climbers



Data version no. 2023-10-05

The CO₂ calculation and data are in compliance with the principles of a carbon footprint impact according to the GHG protocol (Greenhouse Gas Protocol), Scope 3, cradle to gate related to all individual components in the product category: "Challengers & Climbers" represented by item no.: BLX410301-3717.

(Scope 3 emissions include emission sources in the upstream and downstream value chain).

Date: 30. October 2023 | Valid until: 30. October 2025

Verified by:

Julie Marie Vejsgaard Larsen, LCA & EPD Consultant

Verification based on report: Validation of CO₂ calculation of 9 categories of Kompan product line, version 1.0, prepared by: Bureau Veritas HSE, Denmark: Julie M. V. Larsen.

Publication date: 30. October 2023



By Bureau Veritas HSE
www.bureauveritas.dk
+45 7731 1000



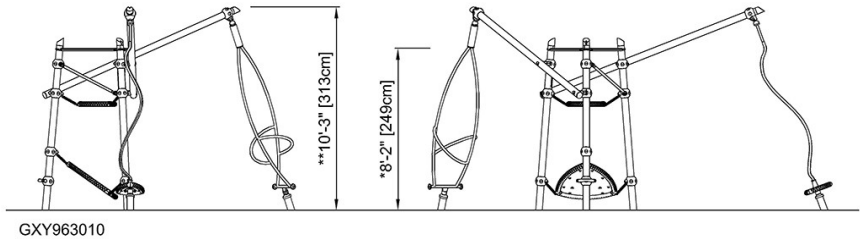
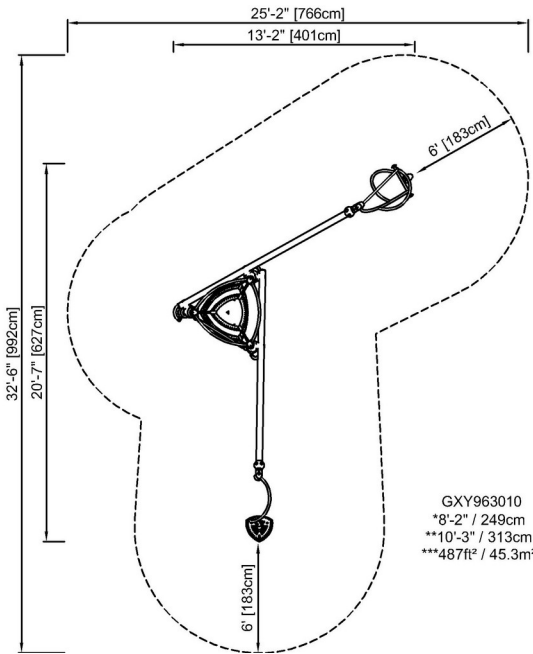
Nereide

GXY963



* Max fall height | ** Total height | *** Safety surfacing area

* Max fall height | ** Total height



[Click to see TOP VIEW](#)

[Click to see SIDE VIEW](#)