

Tumbler




PCE200121




The Tumbler is a spacious, truly varied play structure which attracts young children immensely. It offers multiple potential layers of play activities to investigate. This attracts the toddlers back again and again. The bouncy activities with rubber membranes are fun, training the children's sense of balance and their ability to cooperate. The responses to

their movements additionally train cognitive skills. The many play panels can be accessed from both sides, stimulating social play and turn-taking. The transparent design and the ground level play corners and panels make the Tumbler playable from all sides. Many children can be active at the same time. The Tumbler is rich in play opportunities for toddlers, training

their cognitive, creative, social-emotional and physical development.

Item no. PCE200121-0602	
General Product Information	
Dimensions LxWxH	560x465x324 cm
Age group	1+
Play capacity (users)	30
Colour options	  



Tumbler

PCE200121



Slide

Physical: develops spatial awareness, sense of balance and trains core muscles when sitting upright going down. **Social-Emotional:** empathy stimulated by turn-taking. **Cognitive:** young children develop their understanding of space, speed and distances when sliding down.



Wall climber

Physical: crawling up supports cross coordination and trains major muscle groups.



Bubble window

Social-Emotional: invites interaction between outside and inside. **Cognitive:** distorts the sound of the voice, developing logical thinking.



Conveyor panel

Physical: tactile stimulation from running hands over rolling spheres on conveyor belt. **Social-Emotional:** spurs group play and conversations with its two-sidedness. **Cognitive:** understanding of object permanence when pictures roll away and reappear.



Membrane bridge

Physical: agility, balance and coordination, force of movement and sense of effort. Development of bone density when jumping. **Social-Emotional:** turn-taking, problem solving and cooperation when bouncing others. Relaxation when lying or sitting, being bounced by others. **Cognitive:** understanding of 'cause and effect' as well as logical thinking.



Hammock

Physical: coordination and sense of balance when swaying. **Social-Emotional:** meeting, pushing friends gently back and forth, turn-taking. **Cognitive:** for toddlers 'cause and effect' understanding.



Crawl-through hole

Physical: the hole allows for climbing and crawling through, developing cross coordination, proprioception and spatial awareness. **Social-Emotional:** cooperation and turn-taking when passing one another. **Cognitive:** understanding space, shape and measures when seeing if the body can fit through the hole.

Tumbler

PCE200121



The Curved ELEMENTS panels are moulded of UV stabilised recyclable PE with multiple options for in-built play features that also ensures a strong panel solution. Straight panels are made of KOMPAN 19mm PE EcoCore™ which is a highly durable, eco-friendly and recyclable material.



The ELEMENTS roofs are made of recyclable PE with a minimum wall thickness of 5 mm to ensure high durability in all climates around the world. The steel pipes are hot-dip galvanised inside and outside for maximum durability.



ELEMENTS products are available in three different colour combinations: 1. classic blue, green2. blossom, orange, yellow3. nature lime, green

Item no. PCE200121-0602

Installation Information

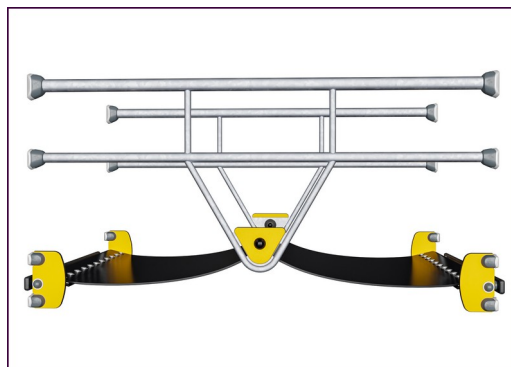
Max. fall height	100 cm
Safety surfacing area	46.6 m²
Total installation time	27.3
Excavation volume	0.60 m³
Concrete volume	0.11 m³
Footing depth (standard)	80 cm
Shipment weight	839 kg
Anchoring options	Surface ✓ In-ground ✓

Warranty Information

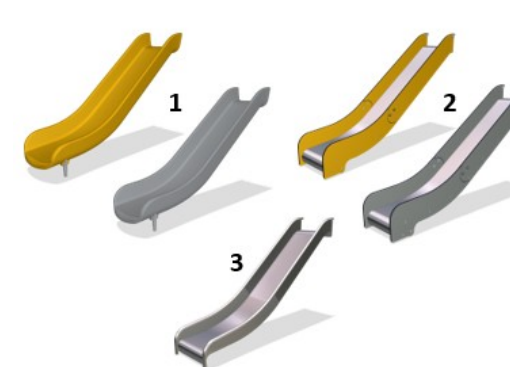
Curved Panels	10 years
EcoCore HDPE	Lifetime
Membrane	2 years
Post	10 years
Spare Parts Guarantee	10 years



The main posts are made of high quality pre-galvanized steel with powder coated top finish. Post tops are closed with caps of UV stabilized nylon (PA6). The grey colored molded decks are made of 75% post-consumer ocean waste PP material with a non-skid pattern and textured surface. All decks are supported by uniquely designed, low-carbon aluminum profiles with multiple attachment options.



ELEMENTS rubber membranes are conveyor belt made of layers of rubber mixed of natural rubber and SBR rubber and embedded with layers of armouring made of woven PE and PA. The thickness 8mm ensures high durability in any environment.



The slides are available in either moulded PE in different colours or in full stainless steel - AISI304 t= 2mm.



Sustainability Data

PCE200121



Cradle to Gate A1-A3	Total CO ₂ emission	CO ₂ e/kg	Recycled materials
	kg CO ₂ e	kg CO ₂ e/kg	%
PCE200121-0602	1,713.00	2.65	44.70

The overall framework applied for these factors is the Environmental Product Declaration (EPD), which quantifies "environmental information on the life cycle of a product and enable comparisons between products fulfilling the same function" (ISO, 2006). This follows the structure and applies a Life-Cycle Assessment approach to the entire Product stage from raw material through manufacturing (A1-A3))

Verification of CO₂ calculation of: Play systems



Data version no. 2023-10-05

The CO₂ calculation and data are in compliance with the principles of a carbon footprint impact according to the GHG protocol (Greenhouse Gas Protocol), Scope 3, cradle to gate related to all individual components in the product category: "Play systems" represented by item no.: PCM200321-0950.

(Scope 3 emissions include emission sources in the upstream and downstream value chain).

Date: 30. October 2023 | Valid until: 30. October 2025

Verified by:

Julie Marie Vejsgaard Larsen, LCA & EPD Consultant

Verification based on report: Validation of CO₂ calculation of 9 categories of Kompan product line, version 1.0, prepared by: Bureau Veritas HSE, Denmark: Julie M. V. Larsen.

Publication date: 30. October 2023



By Bureau Veritas HSE
www.bureauveritas.dk
+45 7731 1000

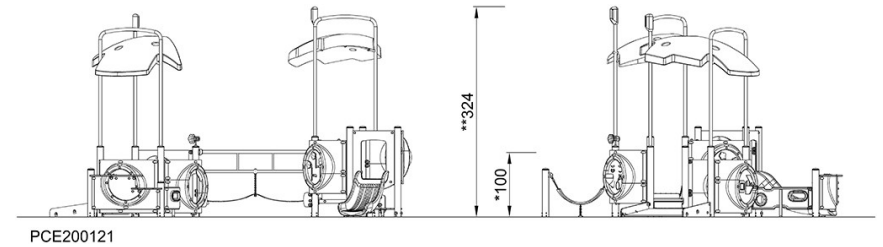
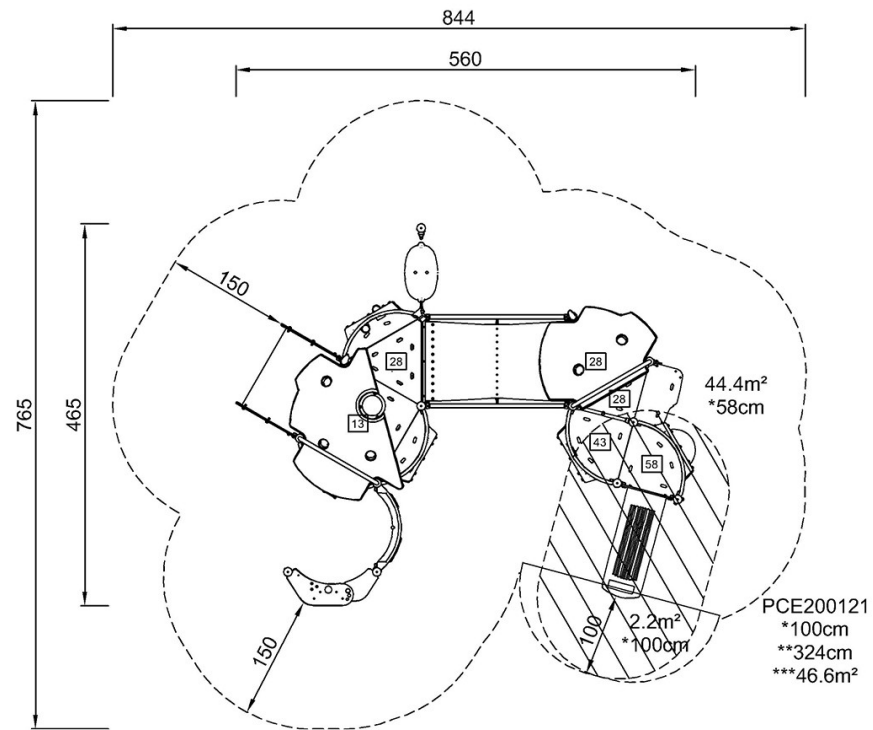


Tumbler

PCE200121

* Max fall height | ** Total height | *** Safety surfacing area

* Max fall height | ** Total height



[Click to see TOP VIEW](#)

[Click to see SIDE VIEW](#)