

Dolphin Work Station


MSC5425




WOW! The Dolphin Work Station is the strongest, dense invitation to play creatively with friends. Sand and water play is serious play for young children, who benefit greatly from opportunities to experiment with the properties of natural materials; feeling, forming and building with it. This is supported by a sand basin, a sand funnel and a sand shovel. The

funnel evokes children's cognitive in-sights in object permanence. The two heights of the table support children ergonomically across ages and abilities. The work station has ample room for young children to play side by side or together. This supports children's socio-emotional skills as they grow to form friendships and social relations. The Sand &

Water work Station is not only attractive, it motivates children to play their way to insights and friendships.

Item no. MSC542500-3417P	
General Product Information	
Dimensions LxWxH	231x115x136 cm
Age group	6m+
Play capacity (users)	6
Colour options	



Dolphin Work Station

MSC5425



Themed element

Cognitive: set a tangible theme and thus spur dramatic play. Dramatic play is a great trainer of language skills.



Sand shovel

Physical: develops dexterity and upper body muscles. **Cognitive:** understanding of object permanence, emptying and filling scoop.



Water basin

Social-Emotional: meeting point for cooperation and sharing. **Cognitive:** the basin can be lifted and emptied, adding to play as well as to logical thinking skills.



Desk with sieve

Social-Emotional: children can gather and store materials, cooperate and take a break together. **Creative:** sand can be shifted through the sieve, for understanding of cause and effect and object permanence.

Dolphin Work Station

MSC5425



Panels of 19mm EcoCore™. EcoCore™ is a highly durable, eco friendly material, which is not only recyclable after use, but also consists of material produced from +95% recycled post consumer material from food packing waste.



Yellow basin is made from UV-stabilised PC with a thickness of 3 mm. The basin can be lifted up for emptying. The basin is fixed to the structure by a steel chain to prevent removal.




The steel surfaces are hot dip galvanised inside and outside with lead free zinc. The galvanisation has excellent corrosion resistance in outside environments and requires low maintenance.



Play activities like the Funnel are made of injection moulded high quality nylon (PA6). PA6 has good wearing and impact strength and is UV stabilised.



Sand shovel is made of PP. PP has good wearing and impact resistance.



Sand strainer is made of high-quality stainless steel to ensure durability of the product.

Item no. MSC542500-3417P

Installation Information

Max. fall height	0 cm
Safety surfacing area	17.3 m²
Total installation time	5.0
Excavation volume	0.27 m³
Concrete volume	0.00 m³
Footing depth (standard)	60 cm
Shipment weight	71 kg
Anchoring options	In-ground ✓ Surface ✓


Warranty Information

EcoCore HDPE	Lifetime
Hot dip galvanised steel	Lifetime
PE/PP components	5 years
Spare parts guaranteed	10 years
Stainless steel components	Lifetime



Sustainability Data

MSC5425



Cradle to Gate A1-A3	Total CO ₂ emission	CO ₂ e/kg	Recycled materials
	kg CO ₂ e	kg CO ₂ e/kg	%
MSC542500-3417P	130.40	1.91	70.10

The overall framework applied for these factors is the Environmental Product Declaration (EPD), which quantifies "environmental information on the life cycle of a product and enable comparisons between products fulfilling the same function" (ISO, 2006). This follows the structure and applies a Life-Cycle Assessment approach to the entire Product stage from raw material through manufacturing (A1-A3))

Kompan A/S
C.F. Tietgens Boulevard 32C
DK-5220 Odense SØ
Denmark



Verification of CO₂ calculation of: Themed play systems



Data version no. 2023-10-05

The CO₂ calculation and data are in compliance with the principles of a carbon footprint impact according to the GHG protocol (Greenhouse Gas Protocol), Scope 3, cradle to gate related to all individual components in the product category: "Themed play systems" represented by item no.: MSC641100-3717P.

(Scope 3 emissions include emission sources in the upstream and downstream value chain).

Date: 30. October 2023 | Valid until: 30. October 2025
Verified by:

Julie Marie Vejsgaard Larsen, LCA & EPD Consultant

Verification based on report: Validation of CO₂ calculation of 9 categories of Kompan product line, version 1.0, prepared by: Bureau Veritas HSE, Denmark: Julie M. V. Larsen.

Publication date: 30. October 2023

By Bureau Veritas HSE
www.bureauveritas.dk
+45 7731 1000

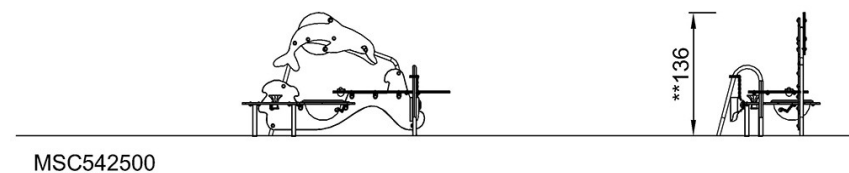
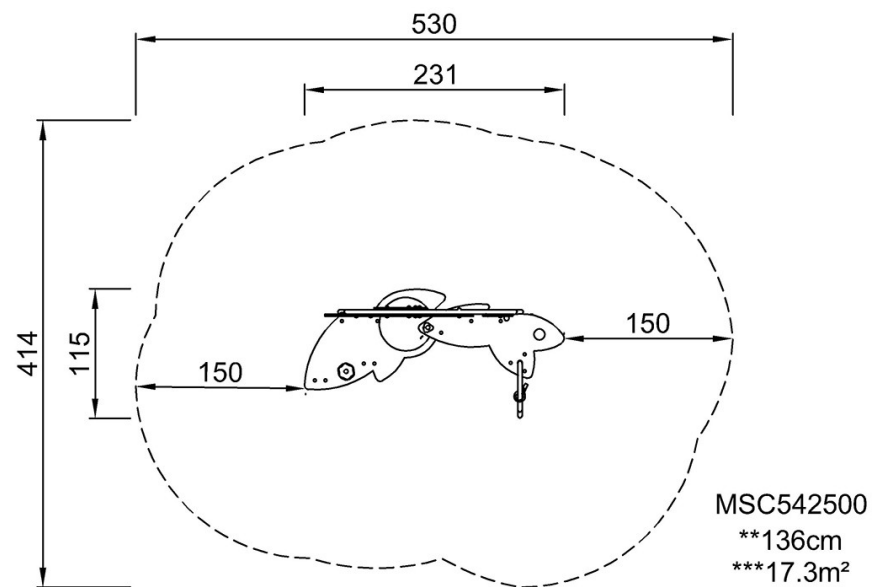


Dolphin Work Station

MSC5425

* Max fall height | ** Total height | *** Safety surfacing area

* Max fall height | ** Total height



[Click to see TOP VIEW](#)

[Click to see SIDE VIEW](#)