





Jungle Dome

NRO836



Climbing is traditionally a firm favourite amongst children and we honour this tradition by continuing to push innovation. Framed by robust and organic wood construction. The product is available as FSC® Certified (FSC® C004450) robinia wood on request.

| Item no. NRO836-1201 | |
|-----------------------------|---|
| General Product Information | |
| Dimensions LxWxH | 905x906x596 cm |
| Age group | 6+ |
| Play capacity (users) | 50 |
| Colour options |   |



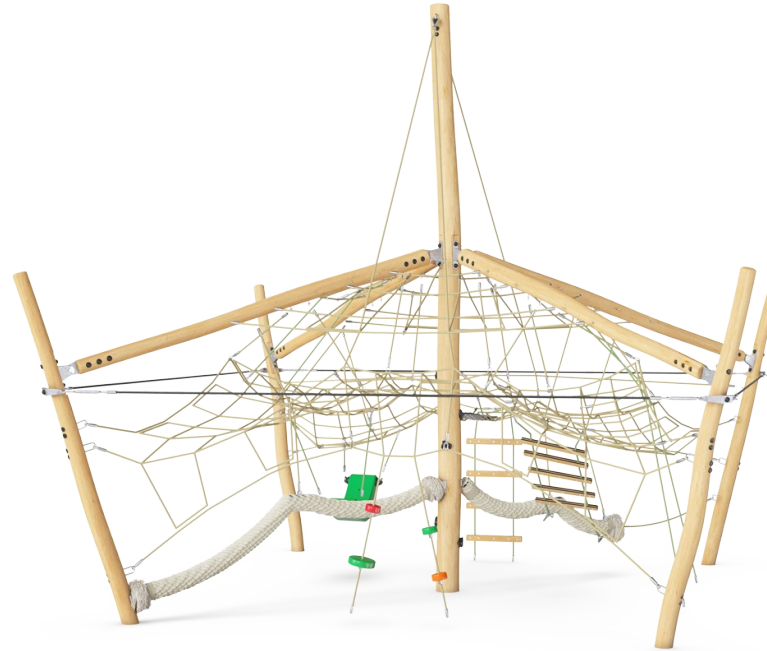
Jungle Dome

NRO836



Large climbing net

Physical: the connected nets make climbers feel the movements of the other climbers, adding a dimension of fun and demanding concentration. All muscle groups are trained, as well as cross coordination. **Social-Emotional:** room for breaks for many and support cooperation and turn-taking skills.



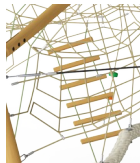
Horizontal membrane

Physical: the bouncy membrane develops the sense of balance when the child stands, steps or sits here. **Social-Emotional:** great point for a break or meeting with friends.



Horizontal rope

Physical: the stiff, bouncy rope is great for walking in arms or hanging in knees. **Social-Emotional:** children cooperate, help each other and take turns.



Rope ladder and rope access

Physical: the varied, bouncy climb via steps and rungs to the top net develops the ABCs – Agility, Balance and Coordination. **Social-Emotional:** turn-taking and helping others when climbing up.



Ropes with rubber discs

Physical: children develop cross-body coordination and muscle strength when stepping onto the disc and climbing the rope. Their sense of balance is trained when swaying gently. The sense of balance is important for instance for being able to sit still. **Social-Emotional:** socializing and turn-taking when deciding who should sit here.



Play shell

Physical: the swaying movement stimulates the sense of balance, necessary to sit still on a chair. **Social-Emotional:** meeting, taking a break and turn-taking are supported, skills necessary to learn how to avoid conflicts.



Coconut ropes

Physical: balance and coordination is supported when walking swaying ropes. A good sense of balance transfers to other skills such as sitting still on a chair. Bone density is developed when jumping off. **Social-Emotional:** children swaying together on the rope experience their own and others' movements. This spurs cooperation and consideration, e.g. when passing others on the rope.

Jungle Dome

NRO836



All Organic Robinia products by KOMPAN are made of Robinia wood from sustainable European sources. On request it can be supplied as FSC® Certified (FSC® C004450).



The PP rope in coconut style has a diameter of 15cm. The internal steel wire core has thimbles at both ends, which serve as attachments for the rope to existing connecting elements.



Hollow plastic components are made of 100% recyclable PE made from 33% post-consumer materials. The play shell displayed is molded in one piece with minimum 5mm wall thickness to ensure high durability in all climates around the world.



Ropes of UV-stabilized PES rope strands with inner steel cable reinforcement. The polyester yarn is made from +95% post-consumer materials and is inductively melted onto each strand. The ropes are highly wear- and vandalism-resistant and can be replaced at site if needed.



Corocord 'S' clamps are used as universal connections in Corocord products. 8mm stainless steel rods with rounded edges are pressed around the ropes with a special hydraulic press, making them the ideal connector: safe, durable and vandalism-proof, all while allowing the typical movement of rope play structures.



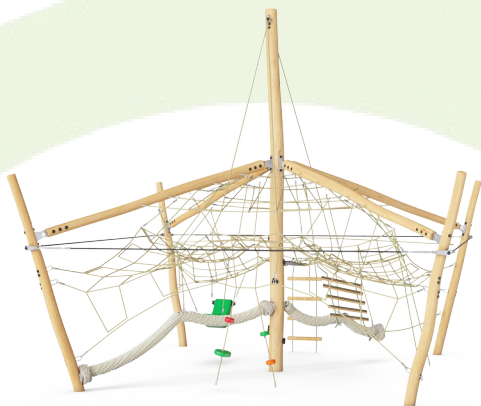
The hardware is made of stainless steel or galvanised steel to ensure durable connections with a high corrosion resistance.

| | |
|--------------------------|-------------|
| Item no. NRO836-1201 | |
| Installation Information | |
| Max. fall height | 239 cm |
| Safety surfacing area | 101.0 m² |
| Total installation time | 43.7 |
| Excavation volume | 1.09 m³ |
| Concrete volume | 0.60 m³ |
| Footing depth (standard) | 120 cm |
| Shipment weight | 1,489 kg |
| Anchoring options | In-ground ✓ |
| Warranty Information | |
| Corocord rope | 10 years |
| Hardware | 10 years |
| Robinia wood | 15 years |
| S-Clamps | 10 years |
| Spare parts guaranteed | 10 years |



Sustainability Data

NRO836



| Cradle to Gate A1-A3 | Total CO ₂ emission | CO ₂ e/kg | Recycled materials |
|----------------------|--------------------------------|-------------------------|--------------------|
| | kg CO ₂ e | kg CO ₂ e/kg | % |
| NRO836-1201 | 1,743.90 | 1.48 | 20.20 |

The overall framework applied for these factors is the Environmental Product Declaration (EPD), which quantifies "environmental information on the life cycle of a product and enable comparisons between products fulfilling the same function" (ISO, 2006). This follows the structure and applies a Life-Cycle Assessment approach to the entire Product stage from raw material through manufacturing (A1-A3))

Kompan A/S
C.F. Tietgens Boulevard 32C
DK-5220 Odense SØ
Denmark



Verification of CO₂ calculation of: Nature play



Data version no. 2023-10-05

The CO₂ calculation and data are in compliance with the principles of a carbon footprint impact according to the GHG protocol (Greenhouse Gas Protocol), Scope 3, cradle to gate related to all individual components in the product category: "Nature play" represented by item no.: NRO409-0621.

(Scope 3 emissions include emission sources in the upstream and downstream value chain).

Date: 30. October 2023 | Valid until: 30. October 2025
Verified by:

Julie Marie Vejsgaard Larsen, LCA & EPD Consultant

Verification based on report: Validation of CO₂ calculation of 9 categories of Kompan product line, version 1.0, prepared by: Bureau Veritas HSE, Denmark: Julie M. V. Larsen.

Publication date: 30. October 2023

By Bureau Veritas HSE
www.bureauveritas.dk
+45 7731 1000

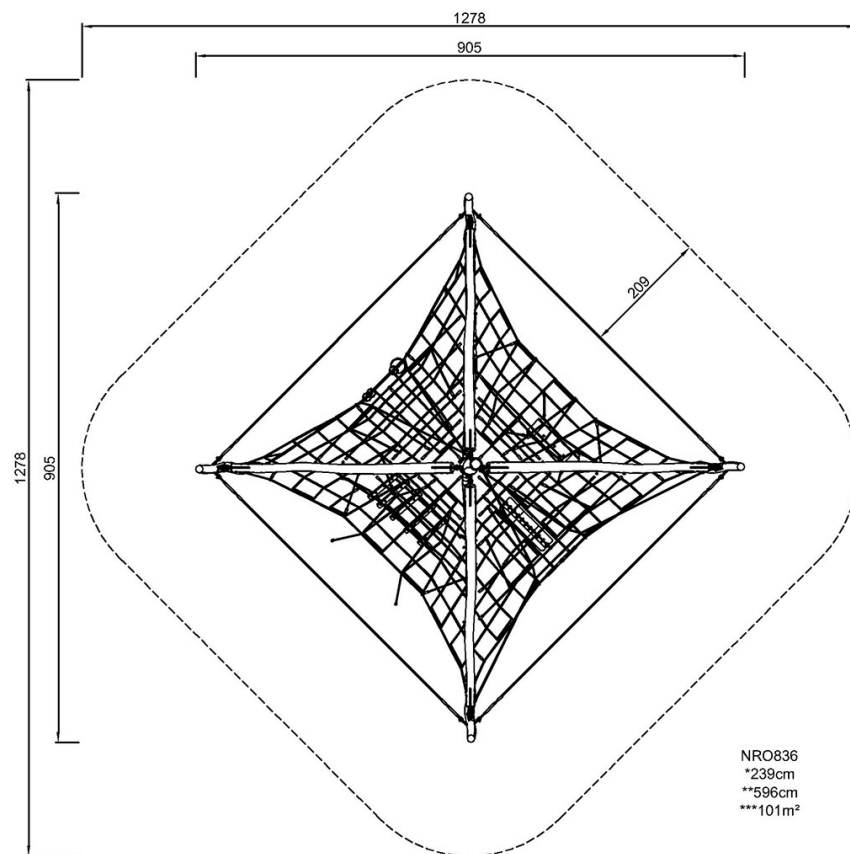


Jungle Dome

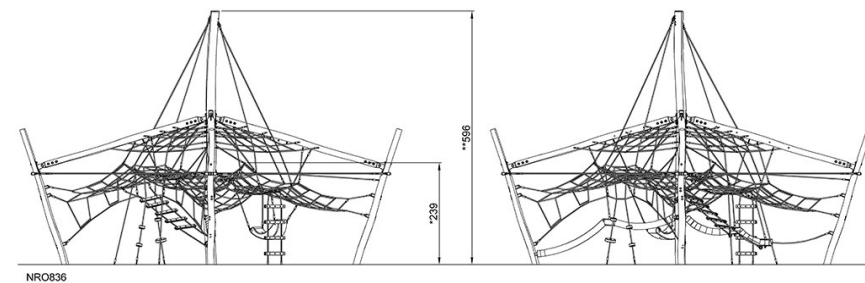
NRO836

* Max fall height | ** Total height | *** Safety surfacing area

* Max fall height | ** Total height



[Click to see TOP VIEW](#)



[Click to see SIDE VIEW](#)