

# Ocean Giant XL


PCT111331




WOW! The Ocean Giant XL's sky-high climb-slide-meet features are wildly attractive to children. The unique variety of speedy slides and glides, gentle sways and stays, and not least, wild climbs attract vigorous play over and over. The see through towers are meandering inside, developing children's muscles and coordination with steep steps and open ropes.

The open and closed slide and the challenging banister bars offer a fast ride, severe fun, and stimulating social-emotional skills, such as self-regulation and empathy. The varied climbing activities add variety for everyone, while the transparent climbs add thrill. Climbing here trains cross-coordination, sense of space, and muscles. Low climbing walls create an inviting

frame for play shells, talking tube, hammock and tic-tac-toe on ground level. This space allows for everyone to socialize and participate in play.

Item no. PCT111331-0901	
General Product Information	
Dimensions LxWxH	29'4"x37'4"x29'3"
Age group	5 - 12
Play capacity (users)	60
Color options	



# Ocean Giant XL

PCT111331



## High spiral tube slide

**Physical:** sliding supports spatial awareness and a sense of balance. Furthermore, the core muscles are trained when sitting upright going down. **Social-Emotional:** thrill when going down fast. Empathy stimulated by turn-taking. Feeling of security when stopping on extra long slide mouth.



## Movable hammock

**Physical:** sense of balance when swaying, body pressure when lying. Support users lying or seated. **Social-Emotional:** meeting, pushing friends gently back and forth, turn-taking. **Creative:** changing direction and position of hammock.



## Banister bars

**Physical:** coordination is supported when going down, as well as arm and core muscles. Landing strengthens bone density, which is built for life in childhood. **Social-Emotional:** turn-taking and risk-taking.



## Transparent panels with graphic

**Social-Emotional:** the see-through panel makes it possible to watch and contact friends at ground level while up high. **Cognitive:** the see through-effect adds a feeling of thrill when used up high. The graphic suggests a theme and supports dramatic play, which stimulates language and communication skills.



## Tic-tac-toe panel

**Social-Emotional:** stimulates communication and turn-taking skills. **Cognitive:** support rules understanding, strategic thinking. **Creative:** leaving marks when tumblers are left in new positions.



## Play shell

**Physical:** the swaying movement stimulates the sense of balance, necessary to sit still on a chair. **Social-Emotional:** meeting, taking a break and turn-taking are supported, skills necessary to learn how to avoid conflicts.



## Accessible stairway

**Physical:** climbing the accessible stairway is for all and supports cross coordination as well as arm and leg muscles. For young children, walking stairs and alternating feet is developed. **Social-Emotional:** room for active breaks and adult helpers. An inclusive space.

# Ocean Giant XL

PCT111331



Panels of 19mm EcoCore™. EcoCore™ is a highly durable, eco friendly material, which is not only recyclable after use, but also consists of a core produced from 100% recycled material.



All decks are supported by uniquely designed low-carbon aluminum profiles with multiple attachment options. The grey-colored molded decks are made of 75% post-consumer ocean waste PP material with a non-skid pattern and texture surface.



The main posts have an alloy with improved tensile and yield strength to ensure superior structural integrity of the high towers. The posts has hot dip galvanized base and powder coated top finish which ensure long lifetime.

Item no. PCT111331-0901	
Installation Information	
Max. fall height	9'2"
Safety surfacing area	1385ft²
Total installation time	202.2
Excavation volume	17.13yd³
Concrete volume	7.89yd³
Footing depth (standard)	2'11"
Shipment weight	9021lbs
Anchoring options	In-ground ✓ Surface ✓
Warranty Information	
EcoCore HDPE	Lifetime
PP Decks	10 Years
Ropes & nets	10 Years
Spare Parts Availability	10 Years
Steel post HDG	Lifetime



High-quality polycarbonate with a thickness of 15mm. The graphic prints are added by a unique multi-layer print process where the inner layer is the image and outer transparent layer functions as protection. Both PC panel and the water-based lacquer are UV stabilized to prevent fading.



Fully welded steel frame with 45° cross welded steel grid of round steel pins with a diameter of 4mm. The airflow panel contributes to the overall structural integrity of the GIANT towers.



Curved and straight tunnel slide of either PE or stainless-steel material and supported by multiple steel rods to a center steel post. The tunnel slides are designed with perfect curve and inclination for a playful ride.

Elevated activities 14	Accessible elevated activities	Accessible ground level activities	Accessible ground level play types
Present	9	5	3
Required	7	5	3

**ASTM  
F1487**  
compliant



# Sustainability Data

PCT111331



Cradle to Gate A1-A3	Total CO <sub>2</sub> emission	CO <sub>2</sub> e/kg	Recycled materials
	kg CO <sub>2</sub> e	kg CO <sub>2</sub> e/kg	%
PCT111331-0901	10,109.90	2.95	53.00

The overall framework applied for these factors is the Environmental Product Declaration (EPD), which quantifies "environmental information on the life cycle of a product and enable comparisons between products fulfilling the same function" (ISO, 2006). This follows the structure and applies a Life-Cycle Assessment approach to the entire Product stage from raw material through manufacturing (A1-A3))

## Verification of CO<sub>2</sub> calculation of: Play systems



Data version no. 2023-10-05

The CO<sub>2</sub> calculation and data are in compliance with the principles of a carbon footprint impact according to the GHG protocol (Greenhouse Gas Protocol), Scope 3, cradle to gate related to all individual components in the product category: "Play systems" represented by item no.: PCM200321-0950.

(Scope 3 emissions include emission sources in the upstream and downstream value chain).

Date: 30. October 2023 | Valid until: 30. October 2025

Verified by:

Julie Marie Vejsgaard Larsen, LCA & EPD Consultant

Verification based on report: Validation of CO<sub>2</sub> calculation of 9 categories of Kompan product line, version 1.0, prepared by: Bureau Veritas HSE, Denmark: Julie M. V. Larsen.

Publication date: 30. October 2023



By Bureau Veritas HSE  
www.bureauveritas.dk  
+45 7731 1000



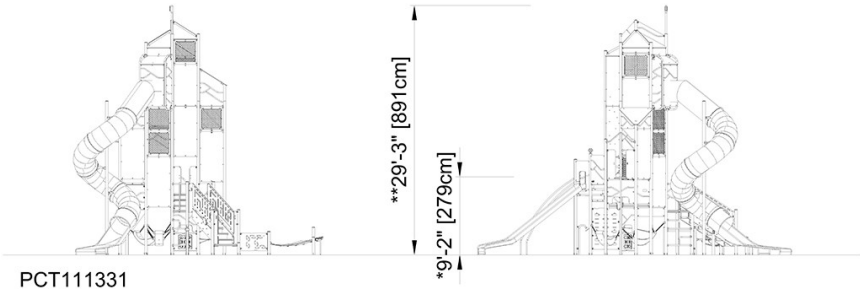
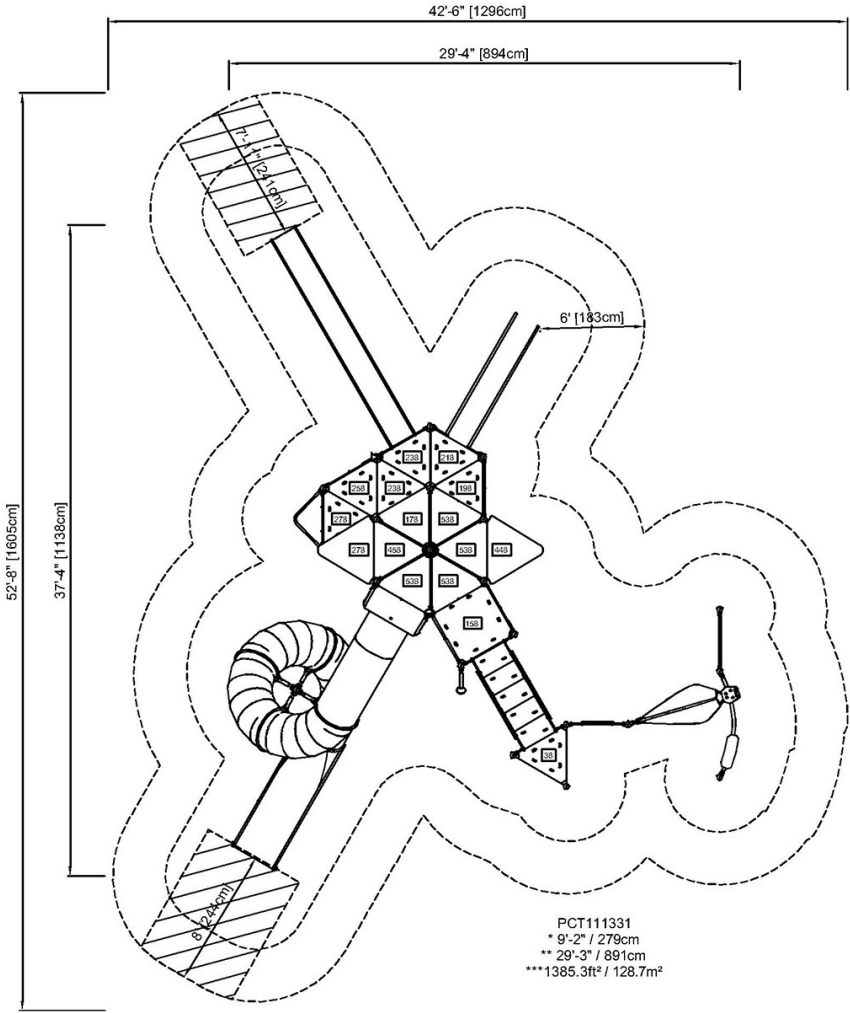
# Ocean Giant XL

PCT111331



\* Max fall height | \*\* Total height | \*\*\* Safety surfacing area

\* Max fall height | \*\* Total height



[Click to see TOP VIEW](#)

[Click to see SIDE VIEW](#)