


Explorer Ship, Large


NRO546



The large Explorer Ship is an impressive play vessel, drawing on children's zest for exploration and adventure. The rich variety and amount of play activities in the ship will attract children and make them want to come back again and again. The variety of levels and play activities mean that children can climb, crawl, bounce and slide. Motor skills such as sense of

balance and cross-coordination are thoroughly stimulated when navigating the nets and climbing wall. Spaces under the deck allow for quiet play and the play features over deck such as cannons and binoculars all contribute to numerous role play scenarios stimulating language, social and cooperation skills.

Item no. NRO546-1021	
General Product Information	
Dimensions LxWxH	688x1156x686 cm
Age group	4+
Play capacity (users)	42
Colour options	



Explorer Ship, Large

NRO546



Cannon

Cognitive: the cannon set a tangible theme and thus spur dramatic play. Dramatic play supports language and communication skills.



Binoculars

Cognitive: the binoculars set a tangible theme and thus spur dramatic play. Dramatic play is a great trainer of language and communication skills. **Creative:** the binoculars can be turned in all directions. Looking through them gives a new perspective on the world.



Slide

Physical: sliding develops spatial awareness and a sense of balance. Furthermore, the core muscles are trained when sitting upright going down. **Social-Emotional:** empathy stimulated by turn-taking.



Coconut rope bridge

Physical: the bridge sways gently, training the sense of balance and space when the child balances across. These motor skills in combination are great for learning how to navigate the body in space. **Social-Emotional:** children swaying together on the rope experience their own and others' movements. This spurs cooperation and consideration, e.g. when passing others on the rope.



Rock climber

Physical: supports cross coordination and leg, arm and hand strength. The hand-holds on top ease entry into platform. **Social-Emotional:** the inclination makes climbing feel secure, especially for younger children.



Bow net

Physical: the interconnected bow net and ladders make a challenging climb. This supports cross coordination and major muscles. **Social-Emotional:** the climbers feel the movements of their peers in the net. This evokes cooperation, turn-taking and empathy. Climbing over the top beams promotes risk taking and thus sense of achievement and self-confidence.



Sand crane

Physical: hoisting the basket up and down trains arm muscles and dexterity. **Social-Emotional:** cooperating with others e.g. receiving the bucket trains cooperation skills. **Cognitive:** understanding the mechanism of the chains hoisting buckets up and down supports logical thinking skills. **Creative:** working with moveable play items that can leave a mark supports the child's creativity.

Explorer Ship, Large

NRO546



All Organic Robinia products by KOMPAN are made of Robinia wood from sustainable European sources. On request it can be supplied as FSC® Certified (FSC® C004450).




The paint used for coloured components is water based environmentally friendly with excellent UV resistance. The paint is in compliance with EN 71 Part 3.



The Robinia products are designed with a KOMPAN colour concept with a number of different standard colours. The wood can also be supplied as untreated or with brown painted with a pigment that maintains the wood colour.



Nets and ropes are made of UV-stabilised PA with inner steel cable reinforcement. The rope is induction treated in order to create a strong connection between steel and rope which leads to good wear resistance.



The hardware is made of stainless steel or galvanised steel to ensure durable connections with a high corrosion resistance.

Item no. NRO546-1021

Installation Information

Max. fall height	300 cm
Safety surfacing area	103.4 m²
Total installation time	94.5
Excavation volume	11.45 m³
Concrete volume	5.60 m³
Footing depth (standard)	100 cm
Shipment weight	6,152 kg
Anchoring options	In-ground ✓

Warranty Information

Robinia wood	15 years
Ropes & nets	10 years
Spare parts guaranteed	10 years
Stainless steel components	Lifetime
Stainless steel components	Lifetime



Sustainability Data

NRO546



Cradle to Gate A1-A3	Total CO ₂ emission	CO ₂ e/kg	Recycled materials
	kg CO ₂ e	kg CO ₂ e/kg	%
NRO546-1021	3,300.10	0.72	2.40

The overall framework applied for these factors is the Environmental Product Declaration (EPD), which quantifies "environmental information on the life cycle of a product and enable comparisons between products fulfilling the same function" (ISO, 2006). This follows the structure and applies a Life-Cycle Assessment approach to the entire Product stage from raw material through manufacturing (A1-A3))

Verification of CO₂ calculation of: Nature play



Data version no. 2023-10-05

The CO₂ calculation and data are in compliance with the principles of a carbon footprint impact according to the GHG protocol (Greenhouse Gas Protocol), Scope 3, cradle to gate related to all individual components in the product category: "Nature play" represented by item no.: NRO409-0621.

(Scope 3 emissions include emission sources in the upstream and downstream value chain).

Date: 30. October 2023 | Valid until: 30. October 2025

Verified by:

Julie Marie Vejsgaard Larsen, LCA & EPD Consultant

Verification based on report: Validation of CO₂ calculation of 9 categories of Kompan product line, version 1.0, prepared by: Bureau Veritas HSE, Denmark: Julie M. V. Larsen.

Publication date: 30. October 2023



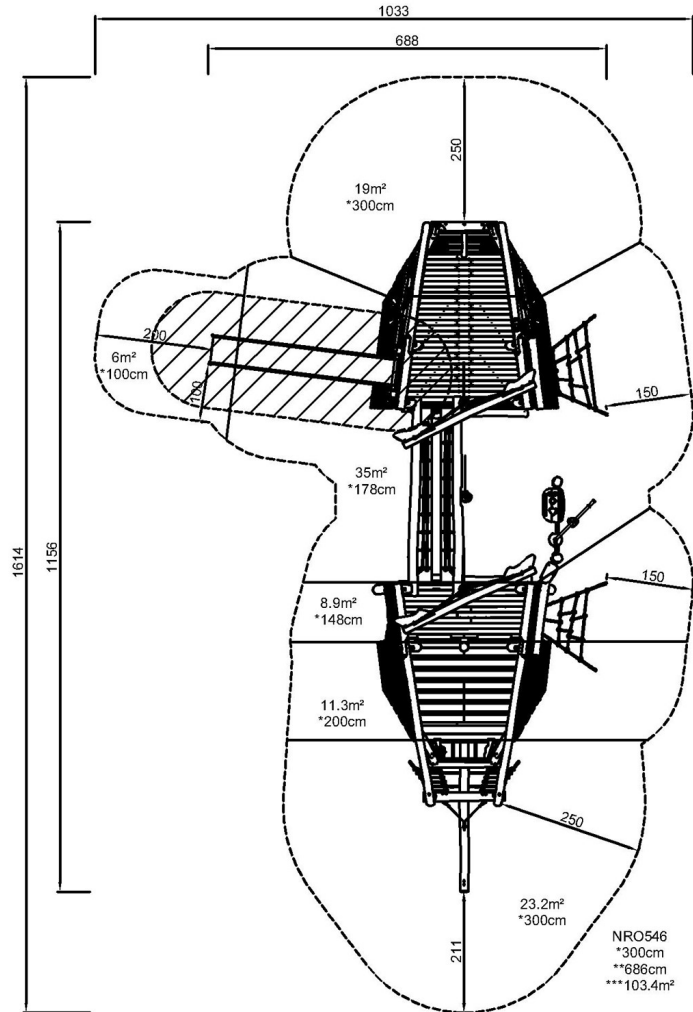
By Bureau Veritas HSE
www.bureauveritas.dk
+45 7731 1000



Explorer Ship, Large

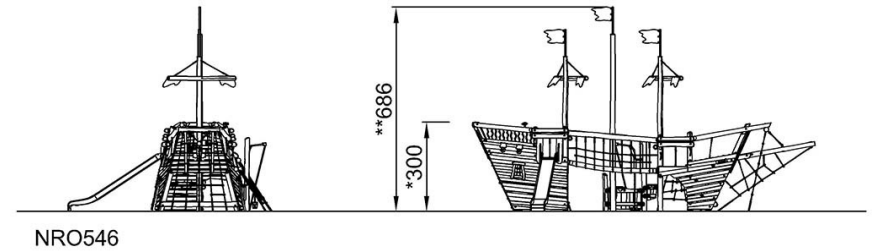
NRO546

* Max fall height | ** Total height | *** Safety surfacing area



[Click to see TOP VIEW](#)

* Max fall height | ** Total height



[Click to see SIDE VIEW](#)