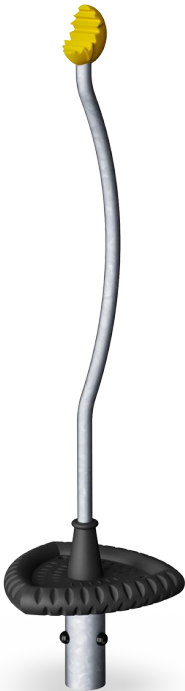


# Spica 2

GXY8015



The quirky shapes, toothy top and triangle platform invite the curious 6-12 year olds to investigate the Spica. The rotation point of the Spica is at the centre and it takes exploration and problem solving to master how to spin. The curved pole can be held on to at any position and the child will figure out that leaning in to the pole will increase the spinning speed and

leaning out will decrease the speed. Mastering the rotation element stimulates the cognitive skills of the child, in particular the logical thinking. The agility, balance and coordination skills are challenged as the Spica invites different body positions when spinning. The triangular shape of the seat allows room for up to three children, stimulating the social skills of


cooperation and turn-taking.



Item no. GXY801521-3717

### General Product Information

|                       |   |
|-----------------------|---|
| Dimensions LxWxH      | 44x45x169 cm  |
| Age group             | 5 - 12  |
| Play capacity (users) | 1   |
| Colour options        |  |




# Spica 2

GXY8015



## Curved pole

**Physical:** more gripping or leaning support points when standing, sitting, hanging holding tight and spinning.



## Triangle seat

**Social-Emotional:** turn-taking, cooperation, socializing.



## Internal ball-bearing spinner

**Cognitive:** logical thinking, figuring out how to make the spinner work with gravity, not against it.



## Rotation

**Physical:** pushing or pulling it into motion, children use their muscle strength and strengthen their cardio. The rotation develops the sense of balance and space when enjoying the ride. **Social-Emotional:** listening and negotiating how slow or fast to go, children develop their empathy and cooperation skills.

# Spica 2

GXY8015



The Spica bearings are installed in a one-piece design bearing house with integrated drain holes for water passage. The two large steel bearings are fully closed and lifetime lubricated.



The unique GALAXY super triangle deck plate has an inner core of galvanised steel and soft outer layer of PUR rubber. The rounded edges has a non-skid pattern for safe play.



The coloured top is made of injection moulded high quality nylon (PA6) which is UV stabilised to ensure long life time. The two component design is assembled with steel pins around the steel pipe.



The steel surfaces are hot dip galvanised inside and outside with lead free zinc. The galvanisation has excellent corrosion resistance in outside environments and requires low maintenance.

|                                 |                          |
|---------------------------------|--------------------------|
| Item no. GXY801521-3717         |                          |
| <b>Installation Information</b> |                          |
| Max. fall height                | 100 cm                   |
| Safety surfacing area           | 13.6 m <sup>2</sup>      |
| Total installation time         | 1.6                      |
| Excavation volume               | 0.38 m <sup>3</sup>      |
| Concrete volume                 | 0.30 m <sup>3</sup>      |
| Footing depth (standard)        | 90 cm                    |
| Shipment weight                 | 60 kg                    |
| Anchoring options               | In-ground ✓<br>Surface ✓ |
| <b>Warranty Information</b>     |                          |
| Bearing construction            | 5 years                  |
| Hardware                        | 10 years                 |
| Hot dip galvanised steel        | Lifetime                 |
| Spare parts guaranteed          | 10 years                 |

| Elevated activities 0 | Accessible elevated activities | Accessible ground level activities | Accessible ground level play types |
|-----------------------|--------------------------------|------------------------------------|------------------------------------|
| Present               | 0                              | 1                                  | 1                                  |
| Required              | 0                              | 1                                  | 1                                  |



# Sustainability Data


GXY8015



| Cradle to Gate A1-A3 | Total CO <sub>2</sub> emission | CO <sub>2</sub> e/kg    | Recycled materials |
|----------------------|--------------------------------|-------------------------|--------------------|
|                      | kg CO <sub>2</sub> e           | kg CO <sub>2</sub> e/kg | %                  |
| GXY801521-3717       | 110.30                         | 2.89                    | 35.10              |

The overall framework applied for these factors is the Environmental Product Declaration (EPD), which quantifies "environmental information on the life cycle of a product and enable comparisons between products fulfilling the same function" (ISO, 2006). This follows the structure and applies a Life-Cycle Assessment approach to the entire Product stage from raw material through manufacturing (A1-A3))

## Verification of CO<sub>2</sub> calculation of: Freestanding play equipment



Data version no. 2023-10-05

The CO<sub>2</sub> calculation and data are in compliance with the principles of a carbon footprint impact according to the GHG protocol (Greenhouse Gas Protocol), Scope 3, cradle to gate related to all individual components in the product category: "Freestanding play equipment" represented by item no.: GXY916012-3417.

(Scope 3 emissions include emission sources in the upstream and downstream value chain).

**Date:** 30. October 2023 | **Valid until:** 30. October 2025  
**Verified by:**

Julie Marie Vejsgaard Larsen, LCA & EPD Consultant

Verification based on report: Validation of CO<sub>2</sub> calculation of 9 categories of Kompan product line, version 1.0, prepared by: Bureau Veritas HSE, Denmark: Julie M. V. Larsen.

**Publication date:** 30. October 2023

Validation of CO<sub>2</sub> calculation method  
**BUREAU VERITAS**  
HSE Denmark A/S



**By Bureau Veritas HSE**  
www.bureauveritas.dk  
+45 7731 1000

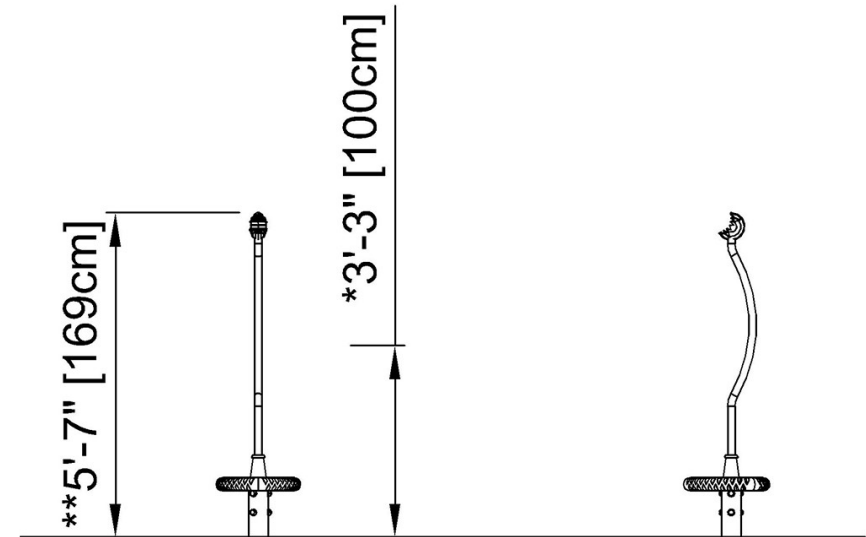
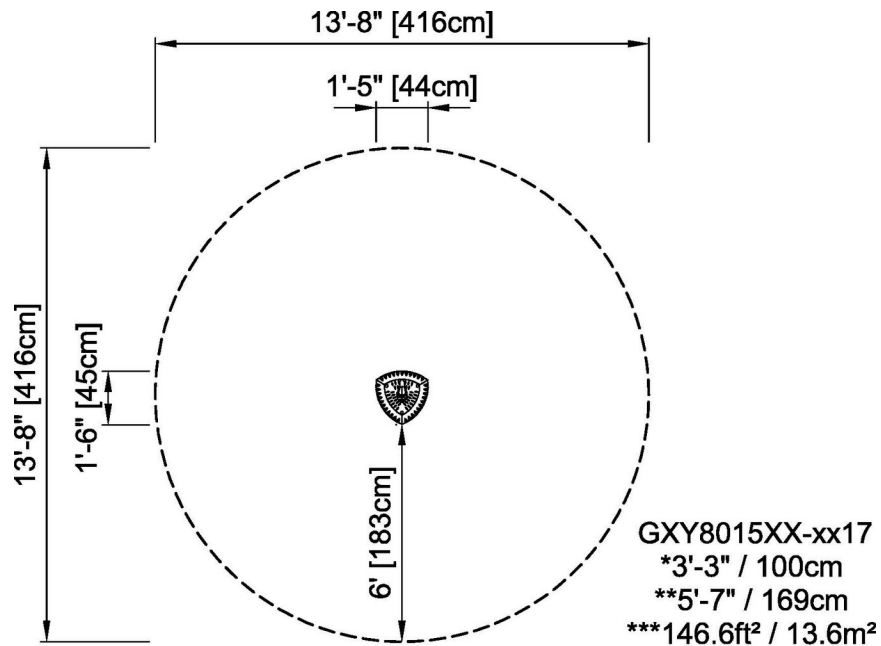


# Spica 2

GXY8015

\* Max fall height | \*\* Total height | \*\*\* Safety surfacing area

\* Max fall height | \*\* Total height



GXY8015

[Click to see TOP VIEW](#)

[Click to see SIDE VIEW](#)