

Combi 2


FSW102




The Bench provides perfect training for the core and lower back muscles by doing exercises such as leg lifts and sit ups. Easy grips are created to make sure anyone can do the exercise in the correct way. Compact and complete street workout combination featuring an incline bench, push up bar, decline press, horizontal ladder, and pull up station. The

Combi 2 is suitable for pro's to beginners, with both cleverly placed bars to determine difficulty level and clean workout space for advanced training. The Pull Up Bar is made from solid steel and has a diameter of 32 mm. An ideal size for both men and women to have a good grip. As the Bar hangs at a height of 233 cm everyone will be able to hang freely and use

the bar for a variety of pull ups.

Item no. FSW10201-0901	
General Product Information	
Dimensions LxWxH	450x344x240 cm
Age group	13+
Play capacity (users)	6
Colour options	



See KOMPAN Fit app for more



Combi 2

FSW102



The post is made of Ø101.6 x 2mm, pre-galvanised carbon steel and powder coated which is a great protection solution for all climate conditions.



The connectors are made of die-cast aluminium, specially alloyed for the outdoor environments and heavy usage. The screws attaching the connectors are stainless steel and protected by zinc washers.



All bars intended for pull ups are made of solid, ø32mm x 138m, hot-dip galvanised, S235JR steel bars. This diameter gives the right grip for all users.

Item no. FSW10201-0901

Installation Information

Max. fall height	133 cm
Safety surfacing area	30.2 m²
Total installation time	6.0
Excavation volume	0.70 m³
Concrete volume	0.31 m³
Footing depth (standard)	90 cm
Shipment weight	191 kg
Anchoring options	In-ground ✓ Surface ✓

Warranty Information

Connectors	10 years
EcoCore HDPE	Lifetime
Galvanised Steel	Lifetime
Post	10 years
Spare Parts Guarantee	10 years



The handles offer four different heights to place the hands or feet; 48cm, 76cm, 104cm and 132cm, creating the opportunity to scale the difficulty of the exercise.



The information sign is made of a PA6 (Polyamide) and shows the most relevant exercises. When users scan the QR code, this will link them to an animated illustration of the exercise and offers the possibility of downloading the KOMPAN Fitness App, which is programmed with many more exercise alternatives.



The surface is made of Ekogrip™ panels, consisting of 15mm polyethylene with a 3mm top-layer of thermoplastic rubber. The Ekogrip™ panels have a non-skid effect for comfortable and safe training at all weather circumstances.



Sustainability Data

FSW102



Cradle to Gate A1-A3	Total CO ₂ emission	CO ₂ e/kg	Recycled materials
	kg CO ₂ e	kg CO ₂ e/kg	%
FSW10201-0901	512.60	3.52	45.00

The overall framework applied for these factors is the Environmental Product Declaration (EPD), which quantifies "environmental information on the life cycle of a product and enable comparisons between products fulfilling the same function" (ISO, 2006). This follows the structure and applies a Life-Cycle Assessment approach to the entire Product stage from raw material through manufacturing (A1-A3))

Kompan A/S
C.F. Tietgens Boulevard 32C
DK-5220 Odense SØ
Denmark



Verification of CO₂ calculation of: Fitness



Data version no. 2023-10-05

The CO₂ calculation and data are in compliance with the principles of a carbon footprint impact according to the GHG protocol (Greenhouse Gas Protocol), Scope 3, cradle to gate related to all individual components in the product category: "Fitness" represented by item no.: FAZ10100-0900.

(Scope 3 emissions include emission sources in the upstream and downstream value chain).

Date: 30. October 2023 | Valid until: 30. October 2025
Verified by:

Julie Marie Vejsgaard Larsen, LCA & EPD Consultant

Verification based on report: Validation of CO₂ calculation of 9 categories of Kompan product line, version 1.0, prepared by: Bureau Veritas HSE, Denmark: Julie M. V. Larsen.

Publication date: 30. October 2023

By Bureau Veritas HSE
www.bureauveritas.dk
+45 7731 1000

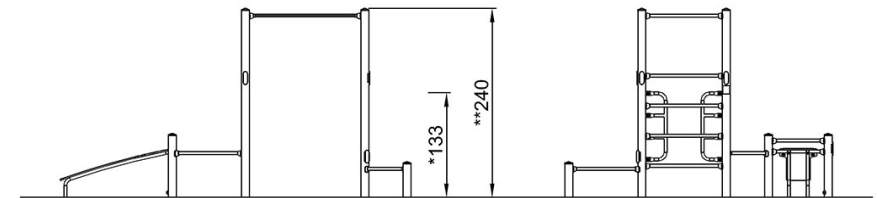
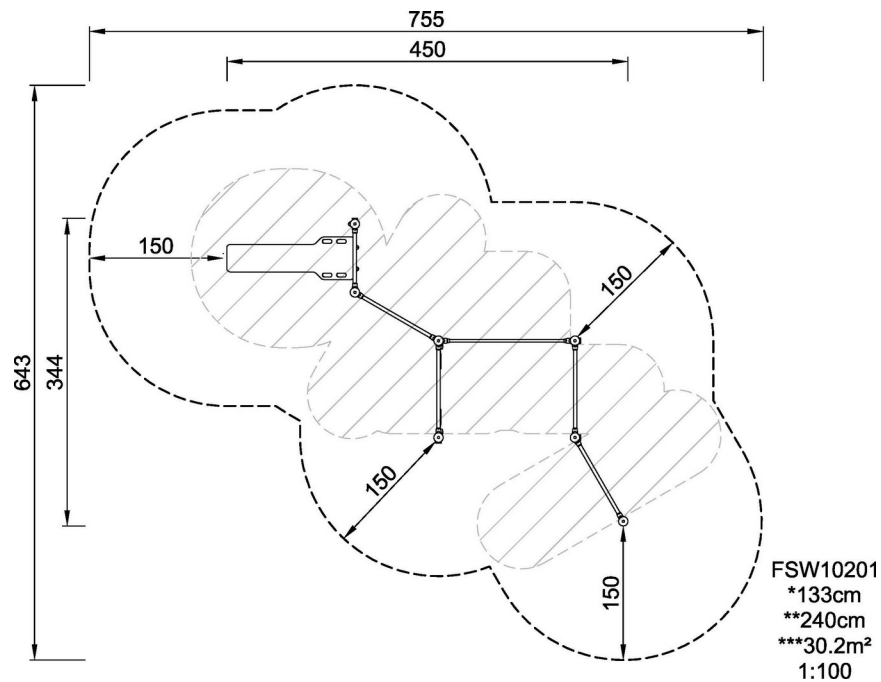


Combi 2

FSW102

* Max fall height | ** Total height | *** Safety surfacing area

* Max fall height | ** Total height



FSW10201

[Click to see TOP VIEW](#)

[Click to see SIDE VIEW](#)