




Zipline Start Platform

NRO879



Large elevated square start platform with capacity for many waiting users. The long run-up ramp ensures easy access up to the start area when returning the seat to the next user. The platform is designed to be used for zipways installed on flat surroundings. For double zipways, two start platforms can be placed next to each other.

Item no. NRO879-0621	
General Product Information	
Dimensions LxWxH	4'10"x11'8"x7'5"
Age group	5 - 12
Play capacity (users)	-
Color options	  



Zipline Start Platform

NRO879



Platform

Social-Emotional: Important life skills like courage, self-confidence, consideration and turn-taking are built.



Slope

Physical: inclined crawling or walking up or down develops the sense of balance and cross coordination. **Social-Emotional:** the incline makes climbing feel safer, especially for younger children.

Zipline Start Platform

NRO879



All Organic Robinia products by KOMPAN are made of Robinia wood from sustainable European sources. On request it can be supplied as FSC® Certified (FSC® C004450).

The hardware is made of stainless steel or galvanized steel to ensure durable connections with a high corrosion resistance.

Item no. NRO879-0621	
Installation Information	
Max. fall height	2'11"
Safety surfacing area	348ft²
Total installation time	10.2
Excavation volume	2yd³
Concrete volume	0.1yd³
Footing depth (standard)	2'0"
Shipment weight	1258lbs
Anchoring options	Surface ✓ In-ground ✓
Warranty Information	
Robinia Wood	10 Years
Ropes & nets	10 Years
Spare Parts Availability	10 Years

Elevated activities 0	Accessible elevated activities	Accessible ground level activities	Accessible ground level play types
Present	0	0	0
Required	0	0	0

**ASTM
F1487**
compliant

Sustainability Data

NRO879



Cradle to Gate A1-A3	Total CO ₂ emission	CO ₂ e/kg	Recycled materials
	kg CO ₂ e	kg CO ₂ e/kg	%
NRO879-0621	84.20	0.17	1.20

The overall framework applied for these factors is the Environmental Product Declaration (EPD), which quantifies "environmental information on the life cycle of a product and enable comparisons between products fulfilling the same function" (ISO, 2006). This follows the structure and applies a Life-Cycle Assessment approach to the entire Product stage from raw material through manufacturing (A1-A3))

KOMPAN
Let's play

Kompan A/S

C.F. Tietgens Boulevard 32C
DK-5220 Odense SØ
Denmark



Verification of CO₂ calculation of: Nature play



Data version no. 2023-10-05

The CO₂ calculation and data are in compliance with the principles of a carbon footprint impact according to the GHG protocol (Greenhouse Gas Protocol), Scope 3, cradle to gate related to all individual components in the product category: "Nature play" represented by item no.: NRO409-0621.

(Scope 3 emissions include emission sources in the upstream and downstream value chain).

Date: 30. October 2023 | Valid until: 30. October 2025

Verified by:

Julie Marie Vejsgaard Larsen, LCA & EPD Consultant

Verification based on report: Validation of CO₂ calculation of 9 categories of Kompan product line, version 1.0, prepared by: Bureau Veritas HSE, Denmark: Julie M. V. Larsen.

Publication date: 30. October 2023

By Bureau Veritas HSE
www.bureauveritas.dk
+45 7731 1000

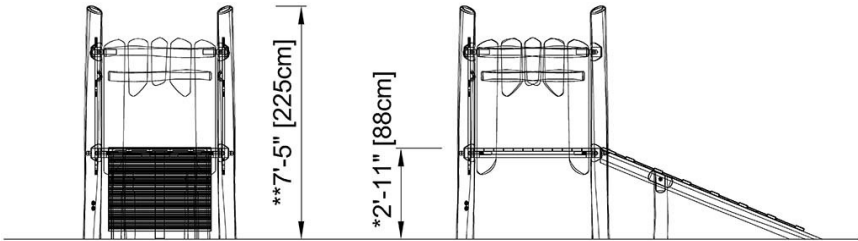
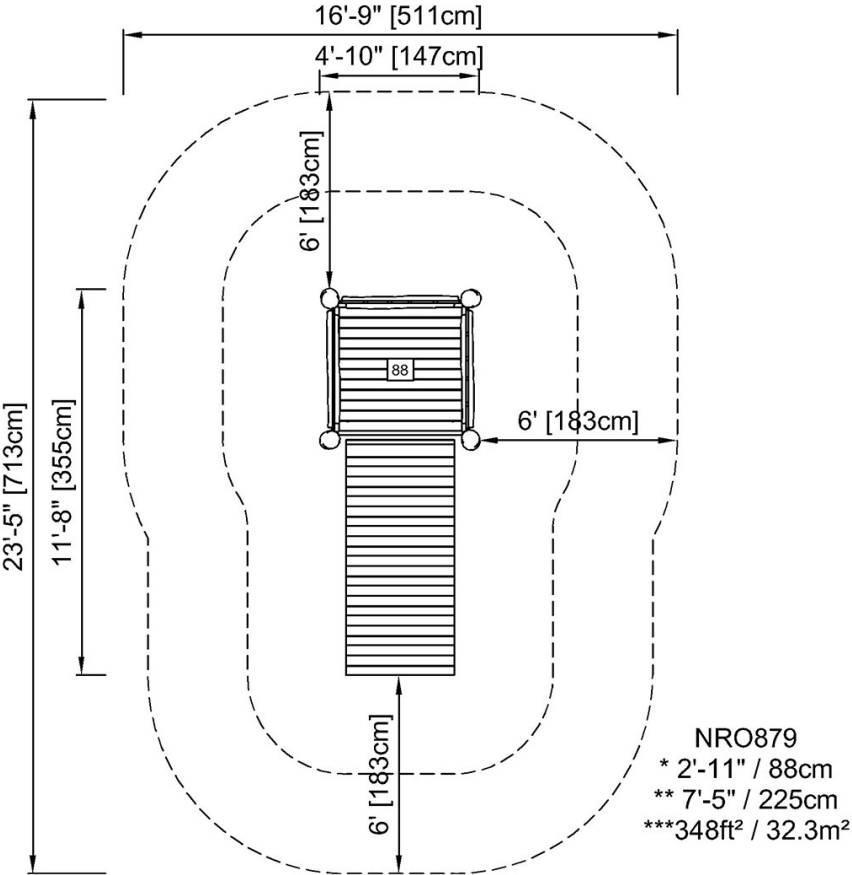


Zipline Start Platform

NRO879

* Max fall height | ** Total height | *** Safety surfacing area

* Max fall height | ** Total height



NRO879

[Click to see TOP VIEW](#)

[Click to see SIDE VIEW](#)