


Dolphin Work Station


MSC5425



Sand and water play units offer manipulative items and details that assist sand play: plain tables to build materials on, and not least bowls and scoops to fill and empty. The young child will play with sand just putting it into buckets and emptying the buckets again. The slightly older child will start molding sand into shapes, using it for pretend play. Apart from the

intensity and concentration going into the construction play, the child experiences a sense of achievement from having built something. This spurs communication and paves the way for role play and pretend games.

| | |
|-----------------------------|---|
| Item no. MSC542500-3417P | |
| General Product Information | |
| Dimensions LxWxH | 231x115x136 cm |
| Age group | 6m+ |
| Play capacity (users) | 6 |
| Colour options |  |



Dolphin Work Station

MSC5425



Themed element

Cognitive: set a tangible theme and thus spur dramatic play. Dramatic play is a great trainer of language skills.



Sand shovel

Physical: develops dexterity and upper body muscles. **Cognitive:** understanding of object permanence, emptying and filling scoop.



Water basin

Social-Emotional: meeting point for cooperation and sharing. **Cognitive:** the basin can be lifted and emptied, adding to play as well as to logical thinking skills.



Desk with sieve

Social-Emotional: children can gather and store materials, cooperate and take a break together. **Creative:** sand can be shifted through the sieve, for understanding of cause and effect and object permanence.

Dolphin Work Station

MSC5425



Panels of 19mm EcoCore™. EcoCore™ is a highly durable, eco friendly material, which is not only recyclable after use, but also consists of material produced from +95% recycled post consumer material from food packing waste.



Yellow basin is made from UV-stabilised PC with a thickness of 3 mm. The basin can be lifted up for emptying. The basin is fixed to the structure by a steel chain to prevent removal.




The steel surfaces are hot dip galvanised inside and outside with lead free zinc. The galvanisation has excellent corrosion resistance in outside environments and requires low maintenance.



Play activities like the Funnel are made of injection moulded high quality nylon (PA6). PA6 has good wearing and impact strength and is UV stabilised.



Sand shovel is made of PP. PP has good wearing and impact resistance.



Sand strainer is made of high-quality stainless steel to ensure durability of the product.

Item no. MSC542500-3417P

Installation Information

| | |
|--------------------------|--------------------------|
| Max. fall height | 0 cm |
| Safety surfacing area | 17.3 m² |
| Total installation time | 5.0 |
| Excavation volume | 0.27 m³ |
| Concrete volume | 0.00 m³ |
| Footing depth (standard) | 60 cm |
| Shipment weight | 71 kg |
| Anchoring options | In-ground ✓ Surface ✓ |


Warranty Information

| | |
|----------------------------|----------|
| EcoCore HDPE | Lifetime |
| Hot dip galvanised steel | Lifetime |
| PE/PP components | 5 years |
| Spare parts guaranteed | 10 years |
| Stainless steel components | Lifetime |



Sustainability Data

MSC5425



| Cradle to Gate A1-A3 | Total CO ₂ emission | CO ₂ e/kg | Recycled materials |
|----------------------|--------------------------------|-------------------------|--------------------|
| | kg CO ₂ e | kg CO ₂ e/kg | % |
| MSC542500-3417P | 130.40 | 1.91 | 70.10 |

The overall framework applied for these factors is the Environmental Product Declaration (EPD), which quantifies "environmental information on the life cycle of a product and enable comparisons between products fulfilling the same function" (ISO, 2006). This follows the structure and applies a Life-Cycle Assessment approach to the entire Product stage from raw material through manufacturing (A1-A3))

Kompan A/S
C.F. Tietgens Boulevard 32C
DK-5220 Odense SØ
Denmark



Verification of CO₂ calculation of: Themed play systems



Data version no. 2023-10-05

The CO₂ calculation and data are in compliance with the principles of a carbon footprint impact according to the GHG protocol (Greenhouse Gas Protocol), Scope 3, cradle to gate related to all individual components in the product category: "Themed play systems" represented by item no.: MSC641100-3717P.

(Scope 3 emissions include emission sources in the upstream and downstream value chain).

Date: 30. October 2023 | Valid until: 30. October 2025
Verified by:

Julie Marie Vejsgaard Larsen, LCA & EPD Consultant

Verification based on report: Validation of CO₂ calculation of 9 categories of Kompan product line, version 1.0, prepared by: Bureau Veritas HSE, Denmark: Julie M. V. Larsen.

Publication date: 30. October 2023

By Bureau Veritas HSE
www.bureauveritas.dk
+45 7731 1000

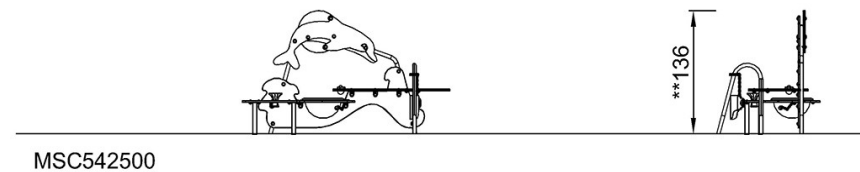
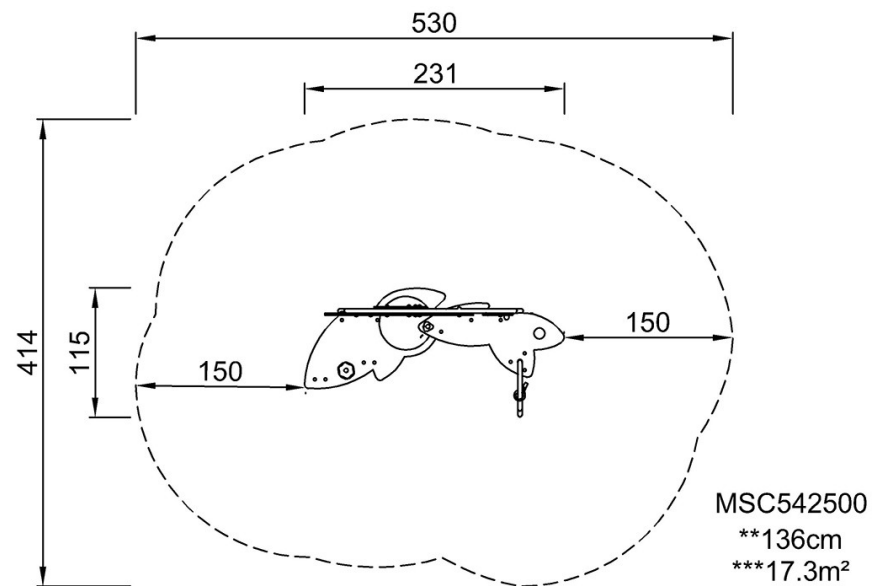


Dolphin Work Station

MSC5425

* Max fall height | ** Total height | *** Safety surfacing area

* Max fall height | ** Total height



[Click to see TOP VIEW](#)

[Click to see SIDE VIEW](#)