


This sculptural constellation has it all with heaps of versatile play keeping children amused with hours of climbing, spinning, balancing, rocking and swaying. Designed for teens and tweens, this is a crossover between a playground and a fitness station. The structure is accessible from ground level opening play opportunities for all abilities. All

ends of the structure have rocking, climbing, bouncing, spinning or gliding activities to support the development of motor skills ABC: Agility, Balance and Coordination. Spinning, running or pushing friends on the rotating spinners will challenge children's cardio levels and support strengthening bone density when jumping on and off. The children's social-

emotional skills are developed by the many turn-taking and socializing activities.

Item no. GXY953032-3717	
General Product Information	
Dimensions LxWxH	1563x1241x293 cm
Age group	6+
Play capacity (users)	55
Colour options	


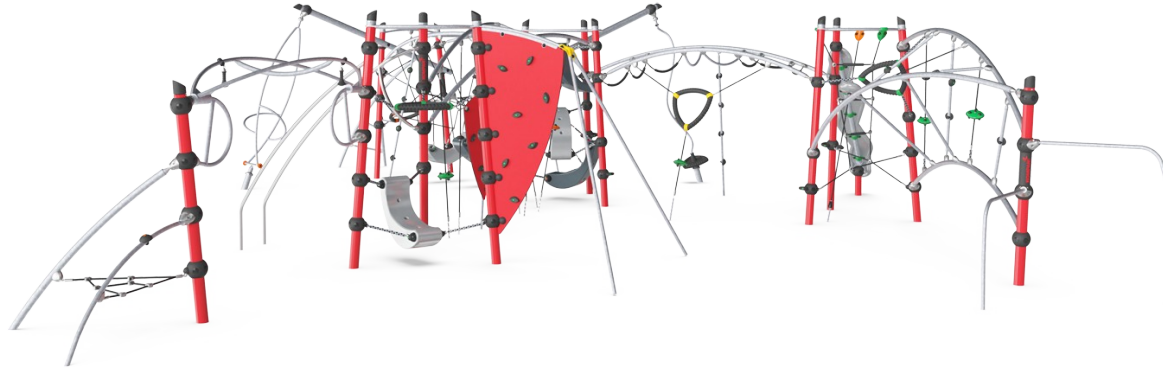




Meteor shower link

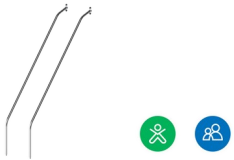
Physical: agility, balance and coordination when climbing and swaying on ropes. Arm, leg, and core muscles are strengthened.

Social-Emotional: turn-taking and consideration of others when climbing through. These skills are hard to teach but easy to learn in play.




Satellite spinner

Physical: balance when standing, sitting and rotating, muscles develop when holding tight.
Social-Emotional: turn-taking, socializing.
Cognitive: logical thinking, figuring out how to make the spinner work with gravity, not against it.



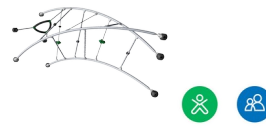
Banister bars

Physical: supports coordination, arm and core muscles. Landing strengthens bone density.
Social-Emotional: turn-taking and risk-taking.



Musca spinner

Physical: balance when standing, sitting and rotating, muscles develop when holding tight.
Social-Emotional: cooperation in getting the spinner to turn.



Open triangle plate

Physical: arm, leg and core muscles are developed when climbing up and through. Proprioception and spatial awareness are supported.
Social-Emotional: swaying seat for a break, inviting socializing and turn-taking.



Twisted ladder

Physical: agility, balance and coordination. Muscle strength when swinging up for gripping handle.
Social-Emotional: resting point, turn-taking and socialising.



Play shell

Physical: the swaying movement stimulates the sense of balance, necessary to sit still on a chair.
Social-Emotional: meeting, taking a break and turn-taking are supported, skills necessary to learn how to avoid conflicts.



The steel surfaces are hot-dip galvanised inside and outside with lead-free zinc. The galvanisation has excellent corrosion resistance in outside environments and requires low maintenance.



More substantial play activities are made of 100% recyclable PE. The play shell displayed is moulded in one piece with a minimum 5mm wall thickness. PE has high impact resistance across a wide temperature span which ensures vandal resistance in all locations.



GALAXY climbing triangle with an outer soft layer of PUR and corner brackets of moulded nylon (PA6). The core consists of a powder-coated welded steel frame with integrated corner suspension points. Larger triangles are closed with an 18mm thick Ekogrip® panel that has a top layer of rubber with a non-skid effect.



Bearing systems has been designed to be heavy-duty and maintenance free. All steel bearings are fully closed and lifetime lubricated.



The unique designed GALAXY connection ball is produced with an inner circular core of aluminium surrounded by a shell of hard PP with an outer layer of soft TPV rubber. Flexible lead-free aluminium connectors allow for installation in variable angles.



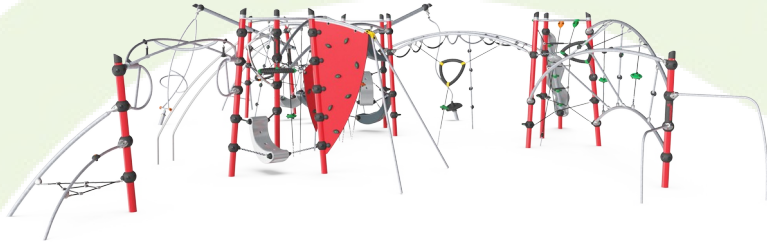
Galaxy products are available in different colour combinations with either hot-dip galvanised steel surface treatment or a powder-coated finish to selected steel components. Colours of the activities are adjusted to support the individual colour combination.

Item no. GXY953032-3717	
Installation Information	
Max. fall height	257 cm
Safety surfacing area	164.6 m ²
Total installation time	61.0
Excavation volume	12.99 m ³
Concrete volume	4.80 m ³
Footing depth (standard)	90 cm
Shipment weight	2,369 kg
Anchoring options	In-ground ✓ Surface ✓
Warranty Information	
Galaxy connection ball	5 years
Galvanised Steel	Lifetime
PUR Components	10 years
Ropes & Nets	10 years
Spare Parts Guarantee	10 years



Sustainability Data

GXY953



Cradle to Gate A1-A3	Total CO ₂ emission	CO ₂ e/kg	Recycled materials
	kg CO ₂ e	kg CO ₂ e/kg	%
GXY953032-3717	5,994.70	3.35	39.90


The overall framework applied for these factors is the Environmental Product Declaration (EPD), which quantifies "environmental information on the life cycle of a product and enable comparisons between products fulfilling the same function" (ISO, 2006). This follows the structure and applies a Life-Cycle Assessment approach to the entire Product stage from raw material through manufacturing (A1-A3))

Kompan A/S

C.F. Tietgens Boulevard 32C
DK-5220 Odense SØ
Denmark



Verification of CO₂ calculation of: Challengers & Climbers



Data version no. 2023-10-05

The CO₂ calculation and data are in compliance with the principles of a carbon footprint impact according to the GHG protocol (Greenhouse Gas Protocol), Scope 3, cradle to gate related to all individual components in the product category: "Challengers & Climbers" represented by item no.: BLX410301-3717.

(Scope 3 emissions include emission sources in the upstream and downstream value chain).

Date: 30. October 2023 | Valid until: 30. October 2025

Verified by:

Julie Marie Vejsgaard Larsen, LCA & EPD Consultant

Verification based on report: Validation of CO₂ calculation of 9 categories of Kompan product line, version 1.0, prepared by: Bureau Veritas HSE, Denmark: Julie M. V. Larsen.

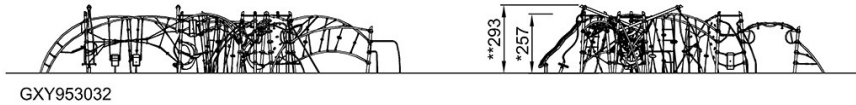
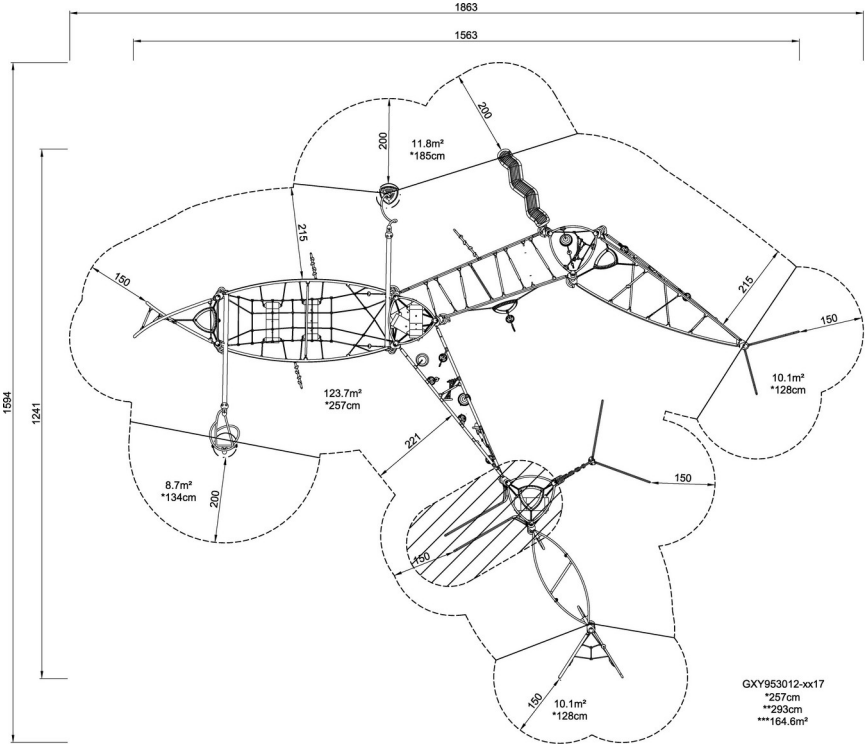
Publication date: 30. October 2023

By Bureau Veritas HSE
www.bureauveritas.dk
+45 7731 1000



* Max fall height | ** Total height | *** Safety surfacing area

* Max fall height | ** Total height



[Click to see TOP VIEW](#)

[Click to see SIDE VIEW](#)