

Double House



MSC5415




Wow! The double house is loaded with play opportunities that will immediately attract children and adults alike, and will keep the play going for more fun and greater developmental benefits. This incredible social space encourages graduated social play. The rich opportunities for children to play side by side and together: porch, bench and table, will help

them develop friendships and empathy. The many manipulatable features of the house will spark explorative play amongst the children. The doorbell is a sphere that makes a rattling sound when run in. This is fascinating and spurs dramatic play, which again supports language development. The small mirror is a hit and supports self awareness in young children.

The house theme has the advantage of uniting even very young children in dramatic and social play.

Item no. MSC541500-3417P	
General Product Information	
Dimensions LxWxH	194x114x139 cm
Age group	6m+
Play capacity (users)	8
Color options	 



Double House

MSC5415



Bench

Social-Emotional: gathering, cooperating or taking a break from play - all train social skills.




Theme

Cognitive: suggests a theme and supports dramatic play, which stimulates language and communication skills.



Themed element

Cognitive: set a tangible theme and thus spur dramatic play. Dramatic play is a great trainer of language skills.



Window

Social-Emotional: invites interaction between sides and cooperative play.



Play sphere

Social-Emotional: can be played from both sides, encouraging cooperation. **Cognitive:** cause and effect understanding. **Creative:** leave a mark and place the spheres at different positions.



Desk with sieve

Social-Emotional: children can gather and store materials, cooperate and take a break together. **Creative:** sand can be shifted through the sieve, for understanding of cause and effect and object permanence.

Double House

MSC5415



Panels of 19mm EcoCore™. EcoCore™ is a highly durable, eco friendly material, which is not only recyclable after use, but also consists of material produced from +95% recycled post consumer material from food packing waste.



The steel surfaces are hot dip galvanised inside and outside with lead free zinc. The galvanisation has excellent corrosion resistance in outside environments and requires low maintenance.



Play spheres are made of PP. PP has good wearing and impact resistance.

Item no. MSC541500-3417P

Installation Information

Max. fall height	20 cm
Safety surfacing area	17.3 m²
Total installation time	8.1
Excavation volume	0.22 m³
Concrete volume	0.00 m³
Footing depth (standard)	60 cm
Shipment weight	169 kg
Anchoring options	In-ground ✓ Surface ✓



Sand strainer is made of high-quality stainless steel to ensure durability of the product.



KOMPAN GreenLine versions are designed with ultimate environmentally friendly materials with lowest possible CO2e emission factor such as EcoCore™ panels of +95% post consumer recycled ocean waste.



Sustainability Data

MSC5415



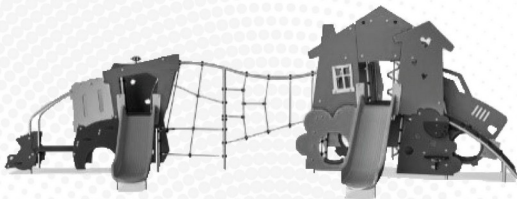
Cradle to Gate A1-A3	Total CO ₂ emission	CO ₂ e/kg	Recycled materials
	kg CO ₂ e	kg CO ₂ e/kg	%
MSC541500-3417P	146.30	1.26	83.50

The overall framework applied for these factors is the Environmental Product Declaration (EPD), which quantifies "environmental information on the life cycle of a product and enable comparisons between products fulfilling the same function" (ISO, 2006). This follows the structure and applies a Life-Cycle Assessment approach to the entire Product stage from raw material through manufacturing (A1-A3))

Kompan A/S
C.F. Tietgens Boulevard 32C
DK-5220 Odense SØ
Denmark



Verification of CO₂ calculation of: Themed play systems



Data version no. 2023-10-05

The CO₂ calculation and data are in compliance with the principles of a carbon footprint impact according to the GHG protocol (Greenhouse Gas Protocol), Scope 3, cradle to gate related to all individual components in the product category: "Themed play systems" represented by item no.: MSC641100-3717P.

(Scope 3 emissions include emission sources in the upstream and downstream value chain).

Date: 30. October 2023 | Valid until: 30. October 2025
Verified by:

Julie Marie Vejsgaard Larsen, LCA & EPD Consultant

Verification based on report: Validation of CO₂ calculation of 9 categories of Kompan product line, version 1.0, prepared by: Bureau Veritas HSE, Denmark: Julie M. V. Larsen.

Publication date: 30. October 2023

By Bureau Veritas HSE
www.bureauveritas.dk
+45 7731 1000

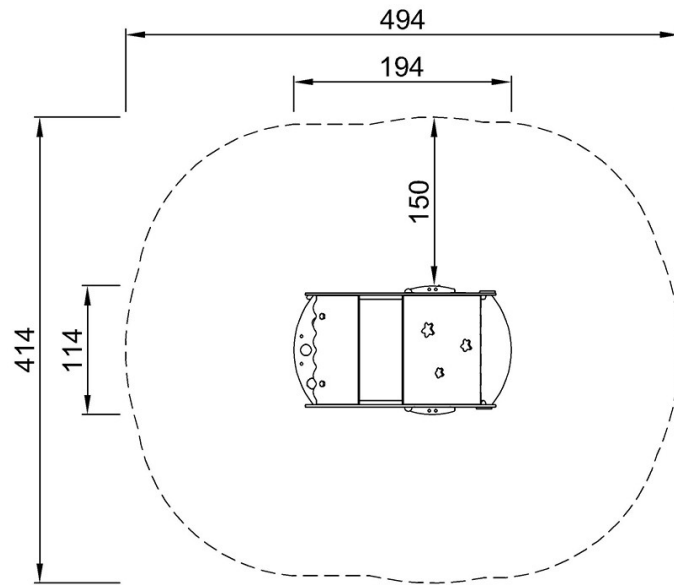


Double House

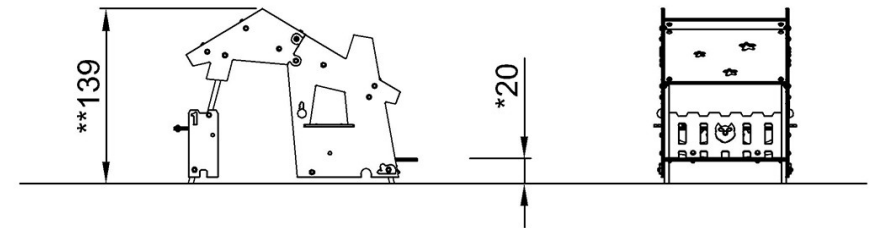
MSC5415

* Max fall height | ** Total height | *** Safety surfacing area

* Max fall height | ** Total height



MSC541521
*20cm
**139cm
***17.3m²



MSC541521

[Click to see TOP VIEW](#)

[Click to see SIDE VIEW](#)