

Multi Deck Play Tower

PCM200831




The Multi Deck Play Tower is an ultimate thrilling play attraction for toddlers. The many play features support social-emotional and physical growth for toddlers. Looping up the inclined net access or the accessible stairway and down the slides stimulates the proprioception and sense of balance, both fundamental for mastering any physical activity.

Climbing the net, children stimulate their cross-coordination, which is fundamental skill for later reading skills. The wackle bridge invites balance challenges with friends, encouraging cooperation and consideration. The sense of achievement when crossing is evident in children. Play panels invite exploration across the play structure: The desk with conveyor belt

stimulates cross-modal perception which again benefits language skills. The clock and faces panel supports the understanding of time, space and measures as well as emotional expressions. The tactile abacus allows for cognitive play and counting numbers in games. In total: lots of beneficial play in little space.

Item no. PCM200831-0651	
General Product Information	
Dimensions LxWxH	537x379x276 cm
Age group	2 - 5
Play capacity (users)	19
Colour options	



Multi Deck Play Tower

PCM200831



Slide

Physical: sliding develops spatial awareness and a sense of balance. Furthermore, the core muscles are trained when sitting upright going down. **Social-Emotional:** empathy stimulated by turn-taking. **Cognitive:** young children develop their understanding of space, speed and distances when sliding down quickly.



Desk with conveyor belt

Physical: tactile stimulation from running hands over rolling spheres on conveyor belt. **Social-Emotional:** sharing and cooperation from both sides create a social scenario that supports communication and cooperation. **Cognitive:** supports dramatic play scenarios, trains cause and effect understanding.



Abacus

Cognitive: supports understanding of measures.



Climbing net

Physical: supports physical strength and cross-body coordination, which impacts coordination of the right and left part of brain, fundamental for other skills such as the ability to read.



Wobble bridge

Physical: sense of balance and space, and training of posture. Important for being able to sit still. **Social-Emotional:** cooperation, turn-taking and friendly competition on the plates.



Faces panel

Social-Emotional: spurs group play and conversations with its two-sidedness. **Cognitive:** stimulates theory of mind: that others may have different feelings. Stimulates the understanding of symbols and facial expressions as symbols for emotions.



Clock panel

Social-Emotional: cooperation with others on turning clock pointers, turn-taking. **Cognitive:** learning about numeracy and time in a tangible way. **Creative:** leaving your mark on the playground when setting clock differently.

Multi Deck Play Tower

PCM200831



Panels of 19mm EcoCore™. EcoCore™ is a highly durable, eco friendly material, which is not only recyclable after use, but is also produced from +95% recycled post consumer material from food packing waste. Wooden panels of impregnated and brown painted pine wood with vertical steel profiles.




Main posts with hot dip galvanized steel footing are available in different materials: Pressure impregnated pine wood posts. Pre-galvanized inside and outside with powder coated top finish steel posts. Lead free aluminum with color anodized top finish. Greenline TexMade posts of 95% post-consumer recycled PE and textile waste.



All decks are supported by unique designed low-carbon aluminum profiles with multiple attachment options. The grey colored molded decks are made of 75% post-consumer waste PP material with a non-skid pattern and texture surface.

Item no. PCM200831-0651	
Installation Information	
Max. fall height	163 cm
Safety surfacing area	48.0 m²
Total installation time	19.0
Excavation volume	0.59 m³
Concrete volume	0.00 m³
Footing depth (standard)	60 cm
Shipment weight	633 kg
Anchoring options	In-ground ✓ Surface ✓
Warranty Information	
EcoCore HDPE	Lifetime
Post	10 years
PP Decks	10 years
Ropes & nets	10 years
Spare parts guaranteed	10 years



The slides can be chosen in six different colors and three materials: Straight or curved one-piece molded PE slides, made from 33% recycled post-consumer materials in different colours. Combined EcoCore™ sides and stainless-steel. Full stainless steel in one piece design for more vandalism proof solutions.



Coloured steel components have a base of hot dip galvanisation and a powder coated top finish. This provides an ultimate corrosion resistance in all climates around the world.



KOMPAN GreenLine versions are designed with ultimate environmentally friendly materials with lowest possible CO2e emission factor. TexMade post, EcoCore™ panels of 95% post-consumer recycled waste and molded PP decks.

Elevated activities 6	Accessible elevated activities	Accessible ground level activities	Accessible ground level play types
Present	6	3	3
Required	3	2	2

**CSA
Z614**
compliant

Sustainability Data

PCM200831



Cradle to Gate A1-A3	Total CO ₂ emission	CO ₂ e/kg	Recycled materials
	kg CO ₂ e	kg CO ₂ e/kg	%
PCM200831-0651	783.10	1.75	66.30
PCM200831-0605	968.60	2.48	52.20

The overall framework applied for these factors is the Environmental Product Declaration (EPD), which quantifies "environmental information on the life cycle of a product and enable comparisons between products fulfilling the same function" (ISO, 2006). This follows the structure and applies a Life-Cycle Assessment approach to the entire Product stage from raw material through manufacturing (A1-A3))

Kompan A/S

C.F. Tietgens Boulevard 32C
DK-5220 Odense SØ
Denmark



Verification of CO₂ calculation of: Play systems



Data version no. 2023-10-05

The CO₂ calculation and data are in compliance with the principles of a carbon footprint impact according to the GHG protocol (Greenhouse Gas Protocol), Scope 3, cradle to gate related to all individual components in the product category: "Play systems" represented by item no.: PCM200321-0950.

(Scope 3 emissions include emission sources in the upstream and downstream value chain).

Date: 30. October 2023 | Valid until: 30. October 2025

Verified by:

Julie Marie Vejsgaard Larsen, LCA & EPD Consultant

Verification based on report: Validation of CO₂ calculation of 9 categories of Kompan product line, version 1.0, prepared by: Bureau Veritas HSE, Denmark: Julie M. V. Larsen.

Publication date: 30. October 2023

By Bureau Veritas HSE
www.bureauveritas.dk
+45 7731 1000



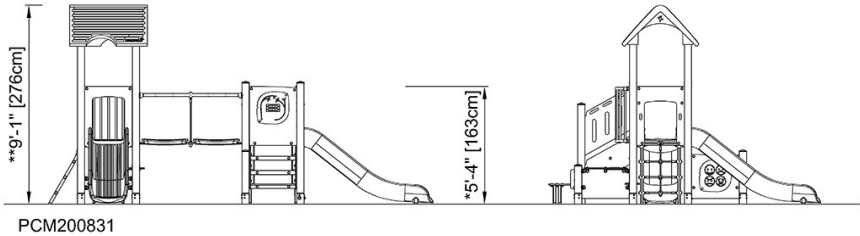
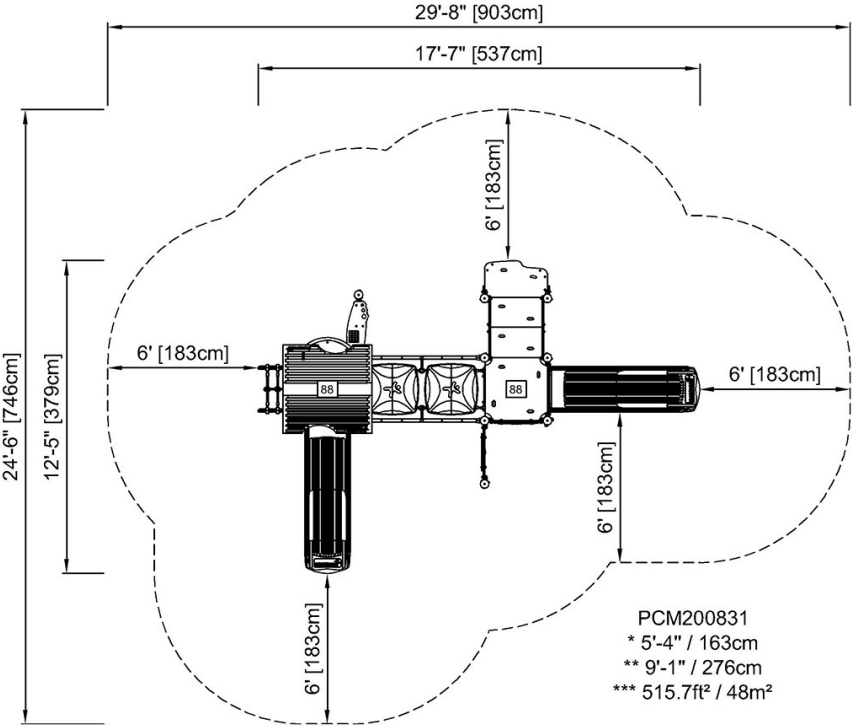
Multi Deck Play Tower

PCM200831



* Max fall height | ** Total height | *** Safety surfacing area

* Max fall height | ** Total height



[Click to see TOP VIEW](#)

[Click to see SIDE VIEW](#)