



Giant L Base & Side Tower

PCT210121



Item no. PCT210121-0901	
General Product Information	
Dimensions LxWxH	1106x1231x651 cm
Age group	6+
Play capacity (users)	40
Colour options	



WOW! The Giant L's high climb-balance-slide-meet features attract children hugely. The Giant has a unique variety of speedy sliding and gliding, gentle swaying and not least challenging climbing activities. All these are in a see-through tower, promoting thrill and social interaction. This ensures vigorous play, over and over. The open and closed slide and the

fireman's pole and banister bars offer each their fast ride. This is severe fun and it stimulates social-emotional skills such as self-regulation and empathy. The balance bridge and the many climbing activities add thrill to the open towers also. This stimulates cross-coordination, and the senses of balance and space, useful in e.g. managing street traffic. On

ground level there is room for socializing in the swaying hammocks. This adds an active rest point to make friends in play.



Giant L Base & Side Tower

PCT210121



Wackie bridge

Physical: sense of balance and space, and training of posture. Important for being able to sit still. **Social-Emotional:** cooperation, turn-taking and friendly competition on the plates.



Long tube slide

Physical: sliding develops spatial awareness and the sense of balance. **Social-Emotional:** the height ensures extra speed and thrill. Empathy stimulated by turn-taking and consideration of others. Feeling of security when stopping on extra long slide mouth.



Pipe ladder

Physical: cross coordination and eye-hand coordination are supported when children climb the ladder. The climbing also supports leg and arm muscles. **Social-Emotional:** learning about turn taking and cooperation.




Transparent panels

Social-Emotional: the see-through panel adds the possibility to watch and contact friends on ground level when up high. **Cognitive:** the see through-effect adds a feeling of thrill when used up high.



Labyrinth panel

Social-Emotional: communication and cooperation exploring the maze with friends. **Cognitive:** stimulates memory when memorizing maze routes.



Banister bars

Physical: coordination is supported when going down, as well as arm and core muscles. Landing strengthens bone density, which is built for life in childhood. **Social-Emotional:** turn-taking and risk-taking.



Hammock

Physical: coordination and sense of balance when swaying. **Social-Emotional:** meeting, pushing friends gently back and forth, turn-taking.

Giant L Base & Side Tower

PCT210121



Panels of 19mm EcoCore™. EcoCore™ is a highly durable, eco friendly material, which is not only recyclable after use, but also consists of material produced from +95% recycled post consumer material from food packing waste.



All decks are supported by unique designed low-carbon aluminum profiles with multiple attachment options. The grey colored molded decks are made of 75% post-consumer waste PP material with a non-skid pattern and texture surface.



The main posts have an alloy with improved tensile and yield strength to ensure superior structural integrity of the high towers. The posts have hot dip galvanised base and powder coated top finish which ensure long lifetime.

Item no. PCT210121-0901

Installation Information

Max. fall height	278 cm
Safety surfacing area	98.1 m²
Total installation time	130.0
Excavation volume	9.86 m³
Concrete volume	4.22 m³
Footing depth (standard)	90 cm
Shipment weight	2,539 kg
Anchoring options	In-ground ✓ Surface ✓

Warranty Information

EcoCore HDPE	Lifetime
PP Decks	10 years
Ropes & nets	10 years
Spare parts guaranteed	10 years
Steel post HDG	Lifetime



High-quality polycarbonate with a thickness of 15mm. The graphic prints are added by a unique multi-layer print process where the inner layer is the image and outer transparent layer functions as protection. Both PC panel and the water-based lacquer are UV stabilized to prevent fading.



Fully welded steel frame with 45° cross welded steel grid of round steel pins with a diameter of 4mm. The airflow panel contributes to the overall structural integrity of the GIANT towers.



Curved and straight tunnel slide of either PE or stainless-steel material and supported by multiple steel rods to a center steel post. The tunnel slides are designed with perfect curve and inclination for a playful ride.



Sustainability Data

PCT210121



Cradle to Gate A1-A3	Total CO ₂ emission	CO ₂ e/kg	Recycled materials
	kg CO ₂ e	kg CO ₂ e/kg	%
PCT210121-0901	4,774.90	2.45	52.80

The overall framework applied for these factors is the Environmental Product Declaration (EPD), which quantifies "environmental information on the life cycle of a product and enable comparisons between products fulfilling the same function" (ISO, 2006). This follows the structure and applies a Life-Cycle Assessment approach to the entire Product stage from raw material through manufacturing (A1-A3))

Kompan A/S

C.F. Tietgens Boulevard 32C
DK-5220 Odense SØ
Denmark



Verification of CO₂ calculation of: Play systems



Data version no. 2023-10-05

The CO₂ calculation and data are in compliance with the principles of a carbon footprint impact according to the GHG protocol (Greenhouse Gas Protocol), Scope 3, cradle to gate related to all individual components in the product category: "Play systems" represented by item no.: PCM200321-0950.

(Scope 3 emissions include emission sources in the upstream and downstream value chain).

Date: 30. October 2023 | Valid until: 30. October 2025

Verified by:

Julie Marie Vejsgaard Larsen, LCA & EPD Consultant

Verification based on report: Validation of CO₂ calculation of 9 categories of Kompan product line, version 1.0, prepared by: Bureau Veritas HSE, Denmark: Julie M. V. Larsen.

Publication date: 30. October 2023

By Bureau Veritas HSE
www.bureauveritas.dk
+45 7731 1000

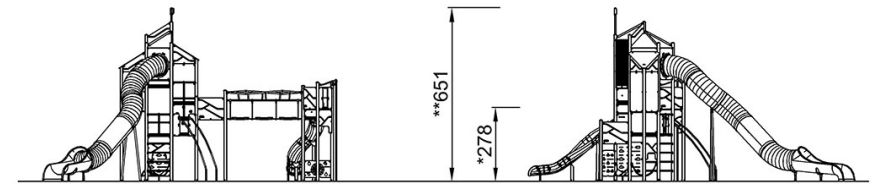
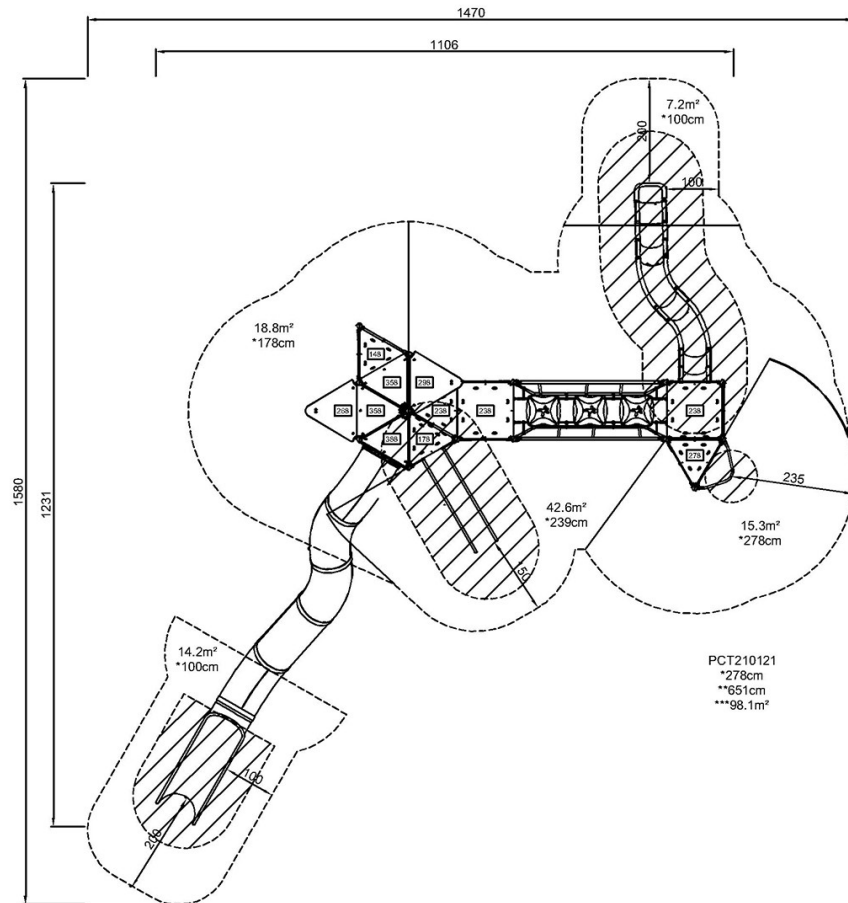


Giant L Base & Side Tower

PCT210121

* Max fall height | ** Total height | *** Safety surfacing area

* Max fall height | ** Total height



PCT210121

[Click to see TOP VIEW](#)

[Click to see SIDE VIEW](#)