




Double Tower with Bridge

KPL2012



Item no. KPL201211-0901	
General Product Information	
Dimensions LxWxH	303x317x244 cm
Age group	2+
Play capacity (users)	10
Colour options	 



The Double Tower With Bridge offers attractive play variation to make children play for a long time. The access points have varied difficulty and thrill levels, as well as the egresses: The fireman's pole is for more seasoned players, training risk-taking, and proprioception. For children who want to play it safe, the slide section allows for high-paced, cardio, and

balance-packed looping. The bridge invites thrilling balance training with friends, encouraging cooperation and consideration. It also trains the senses of balance and space, important For managing the world securely. The spacious bridge area allows for multiple meetings with friends. The open design invites interaction with friends on the ground. The

socio-emotional aspect of this trains cooperation and turn-taking across the Double Tower with Bridge.



Double Tower with Bridge

KPL2012



Rock climber

Physical: supports cross coordination and leg, arm and hand strength. **Social-Emotional:** the inclination makes climbing feel secure, especially for younger children.



Slide

Physical: develops spatial awareness, sense of balance and trains core muscles when sitting upright going down. **Social-Emotional:** empathy stimulated by turn-taking. **Cognitive:** young children develop their understanding of space, speed and distances when sliding down.



Bridge

Physical: cross coordination, spatial awareness. **Social-Emotional:** transparency invite cooperation with children on the outside.



Fireman's pole

Physical: supports coordination, arm and core muscles. Landing strengthens bone density. **Social-Emotional:** turn-taking and risk-taking. **Cognitive:** young children develop their understanding of space, speed and distances when gliding down fast.

Double Tower with Bridge


KPL2012



Panels of 19mm EcoCore™. EcoCore™ is a highly durable, eco-friendly material, which is not only recyclable after use but also consists of a core produced from 100% recycled material.



Options available for the main tower posts consist of either pine wood or aluminium which both come equipped with hot-dip galvanised steel footings. The steel footings elevate the posts 20mm from ground level to avoid contact with surfacing material.



Floors and panel activities are manufactured from high-pressure laminate HPL with a thickness 17.8mm and non-skid surface texture.


Item no. KPL201211-0901

Installation Information


Max. fall height	100 cm
Safety surfacing area	28.5 m²
Total installation time	13.7
Excavation volume	1.31 m³
Concrete volume	0.00 m³
Footing depth (standard)	90 cm
Shipment weight	345 kg
Anchoring options	In-ground ✓ Surface ✓

Warranty Information

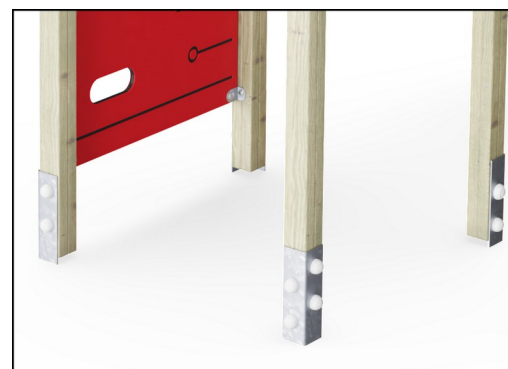
Aluminum	15 years
EcoCore HDPE	Lifetime
Hollow PE parts	10 years
Pinewood	10 years
Spare Parts Guarantee	10 years



The large hollow components are made of 100% recyclable PE. The roof displayed is moulded in one piece with minimum 5,5mm wall thickness to ensure high durability in all climates around the world.



Slides are available in three different materials: moulded on piece PE slides, combined EcoCore™ sides and stainless steel slide bed t=2mm. Full stainless steel AISI304 t=2mm.



The main posts are equipped with hot-dip galvanised steel footings. The steel footings elevate the posts position 20mm from ground level to avoid contact with surfacing material.



Sustainability Data

KPL2012



Cradle to Gate A1-A3	Total CO ₂ emission	CO ₂ e/kg	Recycled materials
	kg CO ₂ e	kg CO ₂ e/kg	%
KPL201211-0901	369.90	1.42	37.20

The overall framework applied for these factors is the Environmental Product Declaration (EPD), which quantifies "environmental information on the life cycle of a product and enable comparisons between products fulfilling the same function" (ISO, 2006). This follows the structure and applies a Life-Cycle Assessment approach to the entire Product stage from raw material through manufacturing (A1-A3))

Kompan A/S
C.F. Tietgens Boulevard 32C
DK-5220 Odense SØ
Denmark



Verification of CO₂ calculation of: Play systems



Data version no. 2023-10-05

The CO₂ calculation and data are in compliance with the principles of a carbon footprint impact according to the GHG protocol (Greenhouse Gas Protocol), Scope 3, cradle to gate related to all individual components in the product category: "Play systems" represented by item no.: PCM200321-0950.

(Scope 3 emissions include emission sources in the upstream and downstream value chain).

Date: 30. October 2023 | Valid until: 30. October 2025
Verified by:

Julie Marie Vejsgaard Larsen, LCA & EPD Consultant

Verification based on report: Validation of CO₂ calculation of 9 categories of Kompan product line, version 1.0, prepared by: Bureau Veritas HSE, Denmark: Julie M. V. Larsen.

Publication date: 30. October 2023

By Bureau Veritas HSE
www.bureauveritas.dk
+45 7731 1000

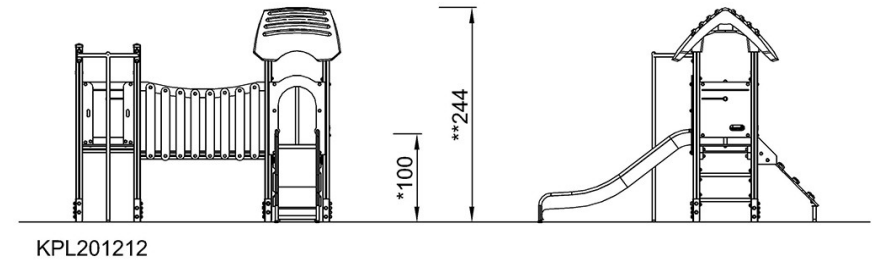
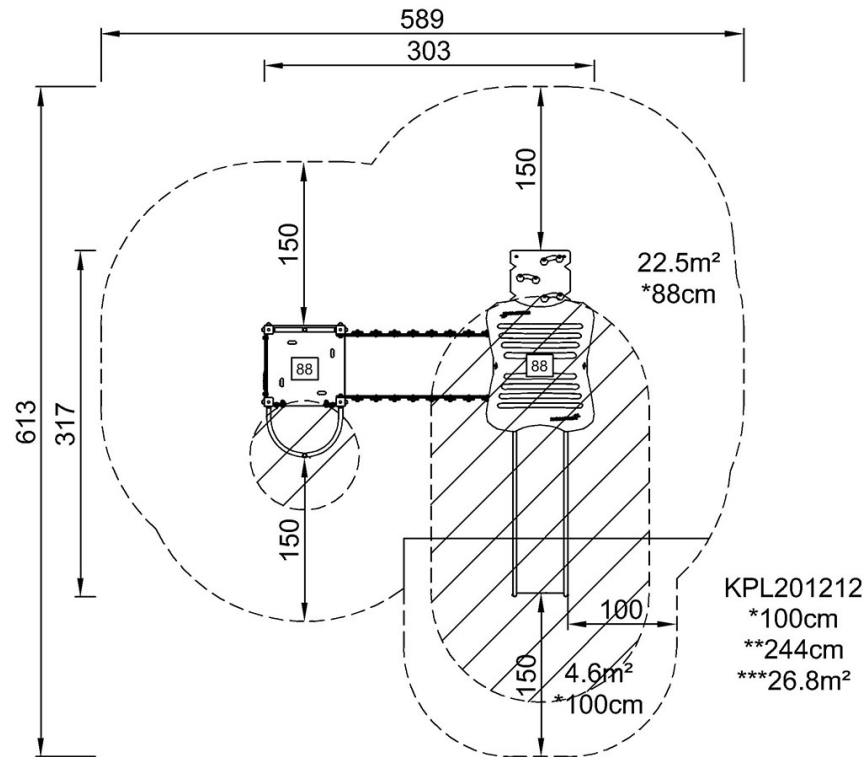


Double Tower with Bridge

KPL2012

* Max fall height | ** Total height | *** Safety surfacing area

* Max fall height | ** Total height



[Click to see TOP VIEW](#)

[Click to see SIDE VIEW](#)