

Tall Castle, Small

NRO426




The magnificent Tall Castle adds a medieval dare devil touch to the play-ground, attracting children over and over. With its efficient, high paced distribution of multi-level play options, the Tall Castle allows for a wide range of ages, abilities and families to have fun in play. The ground level has a nice rest area, a retraction point for all. Three highly varied accesses lead

to the first elevated level of play, with a fireman's pole and curly climber egresses. Already on this level, loops of activity are guaranteed to train children's motor and muscle skills. Socially, the turn-taking skills are used. Taking on a challenge, children venture into the even wilder next levels, doing internal climbing routes and the external tunnel climber.

Wild slides, a taller and an even taller one, add destination and reward, causing yells of joy when children whizz down.

Item no. NRO426-1222	
General Product Information	
Dimensions LxWxH	1290x902x920 cm
Age group	6+
Play capacity (users)	40
Colour options	



Tall Castle, Small

NRO426



Cannon

Cognitive: the cannon set a tangible theme and thus spur dramatic play. Dramatic play supports language and communication skills.



Long tube slide

Physical: sliding develops spatial awareness and the sense of balance. **Social-Emotional:** the height ensures extra speed and thrill. Empathy stimulated by turn-taking and consideration of others. Feeling of security when stopping on extra long slide mouth.



Balcony

Social-Emotional: the balcony invites meetings and interaction with people on ground level.



Wire frame tunnel

Physical: the steep climb in open space trains spatial awareness, cross coordination and muscle strength. **Social-Emotional:** sense of height and thrill, turn-taking and consideration of others.



Fireman's pole

Physical: coordination is supported when going down, as well as arm and core muscles. Landing strengthens bone density, which is built for life in early childhood. **Social-Emotional:** turn-taking and risk-taking.



Hammock

Physical: coordination and sense of balance when swaying. **Social-Emotional:** meeting, pushing friends gently back and forth, turn-taking.



Rock climber

Physical: supports cross coordination and leg, arm and hand strength. The hand-holds on top ease entry into platform. **Social-Emotional:** the inclination makes climbing feel secure, especially for younger children.

Tall Castle, Small

NRO426



All Organic Robinia products by KOMPAN are made of Robinia wood from sustainable European sources. On request it can be supplied as FSC® Certified (FSC® C004450).



The paint used for coloured components is water based environmental friendly with excellent UV resistance. The paint is in compliance with EN 71 Part 3.



The Robinia products are designed with a KOMPAN colour concept with a number of different standard colours. The wood can also be supplied as untreated or with brown painted with a pigment that maintains the wood colour.



The stainless-steel activities are made of high-quality stainless steel. The steel is cleaned by a total pickling process after manufacturing to ensure a smooth and clean gliding surfaces.



Curved and straight stainless-steel tunnel slides are supported by multiple steel rods to a center steel post. The tunnel slides are designed with perfect curve and inclination for a playful ride.



The wire frame tunnel is made of hot dip galvanised high quality steel. Corocord 16mm ropes of UV-stabilized PES rope strands with inner steel cable reinforcement. The polyester yarn is made from +95% post-consumer materials and is inductively melted onto each strand. The ropes are highly wear-and vandalism-resistant and can be replaced at site if needed.

Item no. NRO426-1222

Installation Information

Max. fall height	246 cm
Safety surfacing area	109.0 m²
Total installation time	96.4
Excavation volume	24.67 m³
Concrete volume	12.55 m³
Footing depth (standard)	120 cm
Shipment weight	5,500 kg
Anchoring options	In-ground ✓

Warranty Information

Hot dip galvanised steel	Lifetime
Robinia wood	15 years
Spare parts guaranteed	10 years
Stainless steel components	Lifetime
Stainless steel slide	10 years

**EN
1176**
compliant

Sustainability Data

NRO426



Cradle to Gate A1-A3	Total CO ₂ emission	CO ₂ e/kg	Recycled materials
	kg CO ₂ e	kg CO ₂ e/kg	%
NRO426-1222	0.00	0.00	0.00

The overall framework applied for these factors is the Environmental Product Declaration (EPD), which quantifies "environmental information on the life cycle of a product and enable comparisons between products fulfilling the same function" (ISO, 2006). This follows the structure and applies a Life-Cycle Assessment approach to the entire Product stage from raw material through manufacturing (A1-A3))

Kompan A/S
C.F. Tietgens Boulevard 32C
DK-5220 Odense SØ
Denmark



Verification of CO₂ calculation of: Nature play



Data version no. 2023-10-05

The CO₂ calculation and data are in compliance with the principles of a carbon footprint impact according to the GHG protocol (Greenhouse Gas Protocol), Scope 3, cradle to gate related to all individual components in the product category: "Nature play" represented by item no.: NRO409-0621.

(Scope 3 emissions include emission sources in the upstream and downstream value chain).

Date: 30. October 2023 | Valid until: 30. October 2025
Verified by:

Julie Marie Vejsgaard Larsen, LCA & EPD Consultant

Verification based on report: Validation of CO₂ calculation of 9 categories of Kompan product line, version 1.0, prepared by: Bureau Veritas HSE, Denmark: Julie M. V. Larsen.

Publication date: 30. October 2023

By Bureau Veritas HSE
www.bureauveritas.dk
+45 7731 1000

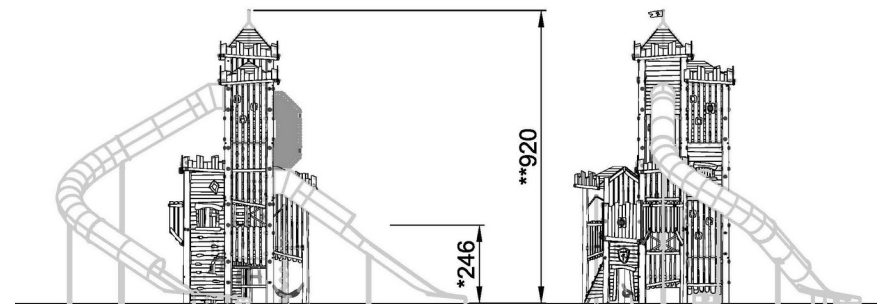
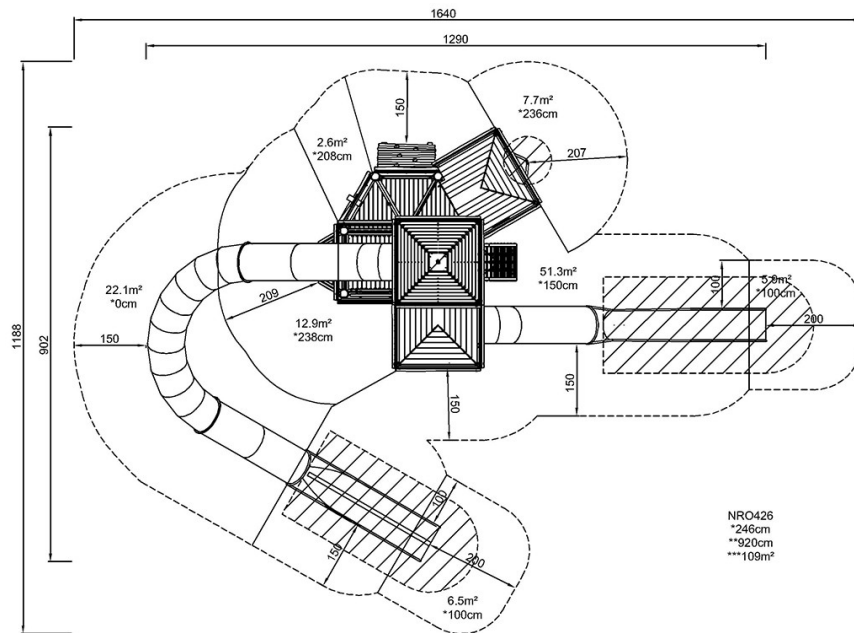


Tall Castle, Small

NRO426

* Max fall height | ** Total height | *** Safety surfacing area

* Max fall height | ** Total height



NRO426

[Click to see TOP VIEW](#)

[Click to see SIDE VIEW](#)