



# Playhouse with Porch

KPL405



Item no. KPL40511-0601	
General Product Information	
Dimensions LxWxH	153x120x184 cm
Age group	6m+
Play capacity (users)	6
Colour options	 



The nice Playhouse with Porch will attract and excite toddlers again and again. There are three extra features that greatly increase their desire for playing: The scale of the house is perfect for toddlers. The openness under the desk adds to the overall transparency. Children can play together from outside and inside of the house. The platform elevates the child

slightly. This not only gives a better view of the playground. It also brings the toddler into eye-height with older children. The platform invites groups of children, and the openness of design allows for looping around, into, and out of the house repeatedly. Having a meeting point like the house allows for social interaction and the first group play with friends. Having sheltered

meeting points can be the start of a lifelong friendship with peers from the nursery.



# Playhouse with Porch

KPL405



## Theme

**Cognitive:** suggests a theme and supports dramatic play, which stimulates language and communication skills.



## Desk

**Social-Emotional:** fine meeting place and a space creator. Sharing and cooperation from both sides to create a social scenario that supports communication and cooperation.



## Platform

**Social-Emotional:** courage, self-confidence, consideration and turn-taking are built when children share the platform.

# Playhouse with Porch

KPL405



Panels of 19mm EcoCore™. EcoCore™ is a highly durable, eco-friendly material, which is not only recyclable after use but also consists of a core produced from 100% recycled material.



The main tower posts are available in two types of material: European pine wood posts pressure impregnated Class 3 with Tanalith E preservative, or aluminium with an anodised surface treatment.




Floors and panel activities are manufactured from high-pressure laminate HPL with a thickness 17.8mm and non-skid surface texture.

Item no. KPL40511-0601	
Installation Information	
Max. fall height	28 cm
Safety surfacing area	15.0 m²
Total installation time	6.5
Excavation volume	0.32 m³
Concrete volume	0.00 m³
Footing depth (standard)	60 cm
Shipment weight	155 kg
Anchoring options	In-ground ✓ Surface ✓
Warranty Information	
Aluminum	15 years
EcoCore HDPE	Lifetime
Hollow PE parts	10 years
Pinewood	10 years
Spare Parts Guarantee	10 years



The large hollow components are made of 100% recyclable PE. The roof displayed is moulded in one piece with minimum 5,5mm wall thickness to ensure high durability in all climates around the world.



The main posts are equipped with hot-dip galvanised steel footings. The steel footings elevate the posts position 20mm from ground level to avoid contact with surfacing material.



# Sustainability Data

KPL405



Cradle to Gate A1-A3	Total CO <sub>2</sub> emission	CO <sub>2</sub> e/kg	Recycled materials
	kg CO <sub>2</sub> e	kg CO <sub>2</sub> e/kg	%
KPL40511-0601	145.80	1.25	36.70

The overall framework applied for these factors is the Environmental Product Declaration (EPD), which quantifies "environmental information on the life cycle of a product and enable comparisons between products fulfilling the same function" (ISO, 2006). This follows the structure and applies a Life-Cycle Assessment approach to the entire Product stage from raw material through manufacturing (A1-A3))

**Kompan A/S**  
C.F. Tietgens Boulevard 32C  
DK-5220 Odense SØ  
Denmark



### Verification of CO<sub>2</sub> calculation of: Play systems



Data version no. 2023-10-05

The CO<sub>2</sub> calculation and data are in compliance with the principles of a carbon footprint impact according to the GHG protocol (Greenhouse Gas Protocol), Scope 3, cradle to gate related to all individual components in the product category: "Play systems" represented by item no.: PCM200321-0950.

(Scope 3 emissions include emission sources in the upstream and downstream value chain).

**Date: 30. October 2023 | Valid until: 30. October 2025**  
**Verified by:**

Julie Marie Vejsgaard Larsen, LCA & EPD Consultant

Verification based on report: Validation of CO<sub>2</sub> calculation of 9 categories of Kompan product line, version 1.0, prepared by: Bureau Veritas HSE, Denmark: Julie M. V. Larsen.

**Publication date: 30. October 2023**

**By Bureau Veritas HSE**  
www.bureauveritas.dk  
+45 7731 1000

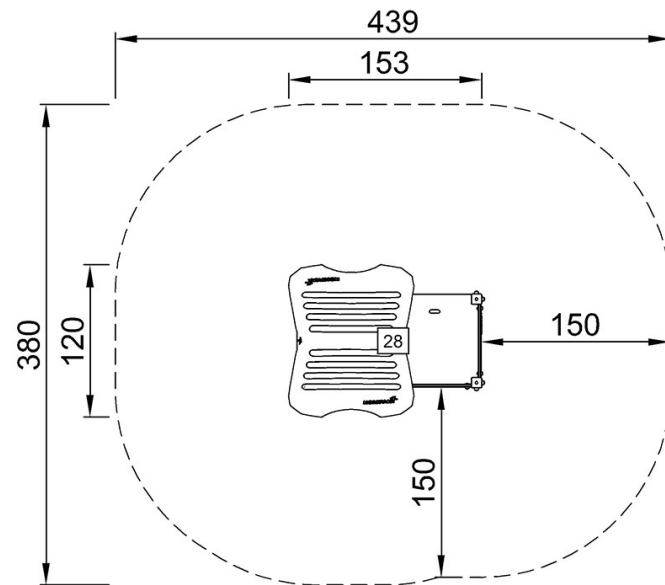


# Playhouse with Porch

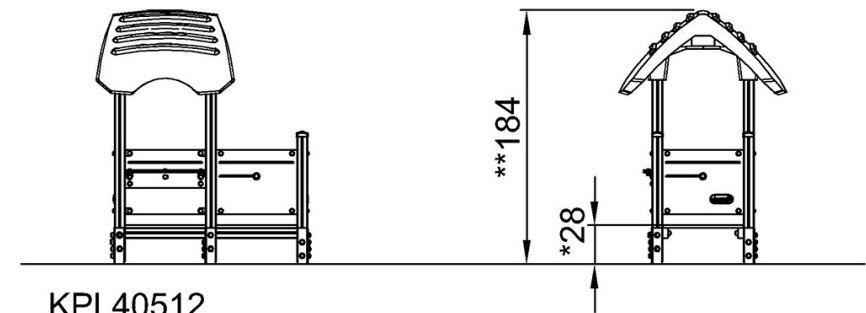
KPL405

\* Max fall height | \*\* Total height | \*\*\* Safety surfacing area

\* Max fall height | \*\* Total height



KPL40512  
\*28cm  
\*\*184cm  
\*\*\*15m<sup>2</sup>



KPL40512

[Click to see TOP VIEW](#)

[Click to see SIDE VIEW](#)