

# Play Tower with 2.5m Swing



KPL1017




The play tower with 2.5M swing enhances physical play with opportunities for children to move their bodies in play and come back for more again and again. The structure motivates play by providing a variety of physical, creative and social play. On ground level, a ring game play panel stimulates logical thinking and invites a playful break. The climbing wall climb

strengthens muscles and develops cross-coordination skills. This enhances a child's ability to use both sides of their brain, supporting brain structures that enable reading and thinking. The slide offers immense thrills. It also supports posture and balance, important for young children's body confidence as they grow and learn to navigate the world securely.

Swinging is a favorite playground activity, and it also immensely trains the sense of balance, which is crucial to the ability to sit still and concentrate.

Item no. KPL101711-0902	
General Product Information	
Dimensions LxWxH	469x375x346 cm
Age group	4+
Play capacity (users)	5
Color options	 



# Play Tower with 2.5m Swing

KPL1017



## Ring game

**Social-Emotional:** cooperating from both sides on running rings up and down trains turn-taking and cooperation skills. **Cognitive:** figuring out how to turn the ring to make it fit the holes and move up or down trains logical skills. **Creative:** leaving rings in new positions leaves a mark in the playground.



## Swing seat

**Physical:** balance, coordination and spatial awareness are developed when swinging. These are necessary skills for judging distances and navigating. The swinging movement trains the arm, leg and core muscles, and strengthens bone density when jumping off. **Cognitive:** cause and effect understanding and thinking skills for younger children when swinging.



## Climbing wall

**Physical:** develops children's cross coordination, eye-hand coordination, and muscle strength when climbing. **Social-Emotional:** two-sided climb invites cooperation.



## Slide

**Physical:** sliding develops spatial awareness and a sense of balance. Furthermore, the core muscles are trained when sitting upright going down. **Social-Emotional:** empathy stimulated by turn-taking.

# Play Tower with 2.5m Swing

KPL1017



Panels of 19mm EcoCore™. EcoCore™ is a highly durable, eco friendly material, which is not only recyclable after use, but also consists of material produced from +95% recycled post consumer material from food packing waste.



The main tower posts of either pine wood or aluminium are all equipped with hot dip galvanised steel footings. The steel footings elevates the posts 20mm from ground level to avoid contact with surfacing material.




Floors and panel activities are available in two types of material: Waterproof plywood decks thickness 21.5mm from pine and alder wood with anti-slip film on both sides. High Pressure Laminate HPL thickness 17.8mm with slip resistant surface texture according to EN 438-6.

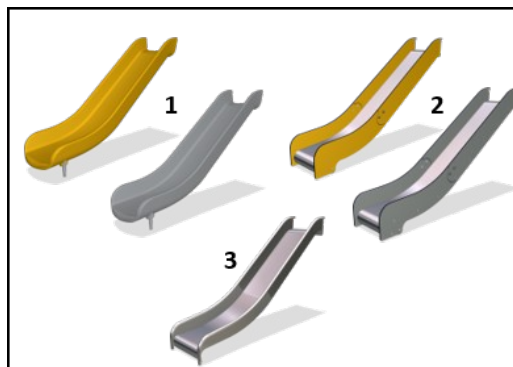
Item no. KPL101711-0902

## Installation Information

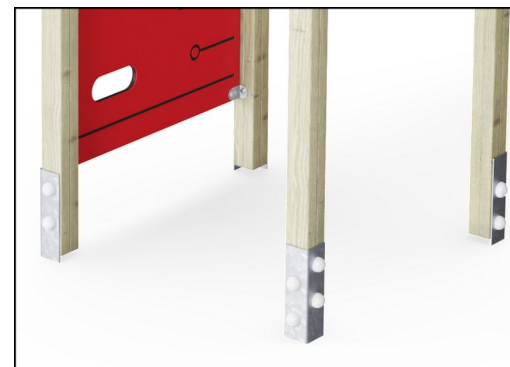
Max. fall height	148 cm
Safety surfacing area	36.0 m²
Total installation time	9.2
Excavation volume	1.17 m³
Concrete volume	0.25 m³
Footing depth (standard)	90 cm
Shipment weight	314 kg
Anchoring options	In-ground ✓ Surface ✓



The large hollow components are made of 100% recyclable PE. The roof displayed is moulded in one piece with minimum 5,5mm wall thickness to ensure high durability in all climates around the world.



Slides are available in three different materials: moulded on piece PE slides made from 33% post-consumer materials, Combined EcoCore™ sides and stainless steel slide bed t=2mm. Full stainless steel AISI304 t=2mm.



The main posts are equipped with hot dip galvanised steel footings. The steel footings elevates the posts 20mm from ground level to avoid contact with surfacing material.



# Sustainability Data

KPL1017



Cradle to Gate A1-A3	Total CO <sub>2</sub> emission	CO <sub>2</sub> e/kg	Recycled materials
	kg CO <sub>2</sub> e	kg CO <sub>2</sub> e/kg	%
KPL101711-0902	440.00	1.68	41.50

The overall framework applied for these factors is the Environmental Product Declaration (EPD), which quantifies "environmental information on the life cycle of a product and enable comparisons between products fulfilling the same function" (ISO, 2006). This follows the structure and applies a Life-Cycle Assessment approach to the entire Product stage from raw material through manufacturing (A1-A3))

## Kompan A/S

C.F. Tietgens Boulevard 32C  
DK-5220 Odense SØ  
Denmark



## Verification of CO<sub>2</sub> calculation of: Play systems



Data version no. 2023-10-05

The CO<sub>2</sub> calculation and data are in compliance with the principles of a carbon footprint impact according to the GHG protocol (Greenhouse Gas Protocol), Scope 3, cradle to gate related to all individual components in the product category: "Play systems" represented by item no.: PCM200321-0950.

(Scope 3 emissions include emission sources in the upstream and downstream value chain).

**Date: 30. October 2023 | Valid until: 30. October 2025**

**Verified by:**

Julie Marie Vejsgaard Larsen, LCA & EPD Consultant

Verification based on report: Validation of CO<sub>2</sub> calculation of 9 categories of Kompan product line, version 1.0, prepared by: Bureau Veritas HSE, Denmark: Julie M. V. Larsen.

**Publication date: 30. October 2023**

By Bureau Veritas HSE  
www.bureauveritas.dk  
+45 7731 1000

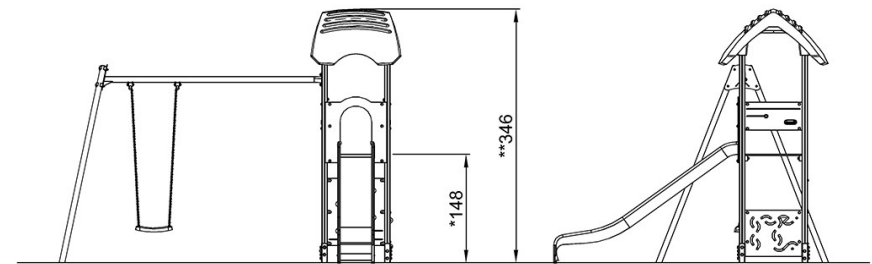
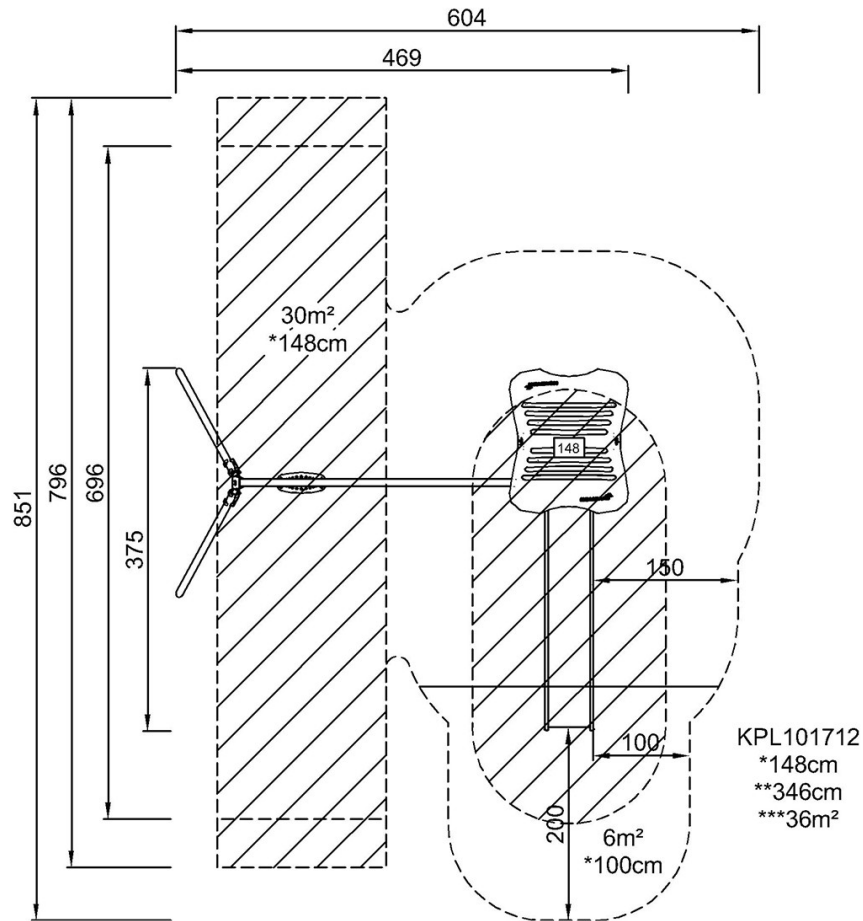


# Play Tower with 2.5m Swing

KPL1017

\* Max fall height | \*\* Total height | \*\*\* Safety surfacing area

\* Max fall height | \*\* Total height



KPL101712

[Click to see TOP VIEW](#)

[Click to see SIDE VIEW](#)