


Tipi Carousel with Top Brace

ELE400065



Item no. ELE400065-3717DT	
General Product Information	
Dimensions LxWxH	120x120x122 cm
Age group	5 - 12
Play capacity (users)	8
Colour options	



WOW, a spinning TIPi! The whimsical shapes of the TIPi carousel with top brace attracts children in its own right. And they will play here again and again, thanks to the multifunctionality of the slick TIPi. Responsive to children's movements, the TIPi spins when pushed or pulled. Apart from being a fun negotiation and turn-taking game, the pushing

and pulling build muscles and cardio. In the TIPi children can lie, sit or stand with the support of the side bars or the top frame. This welcomes children with mobility disabilities to be part of the play, too. The spinning movement trains the sense of space and balance. The sense of balance is fundamental to all other motor skills and is important for

motor control, for instance being able to sit still or cycle securely, without falling. The TIPi facilitates universal, inclusive play: It's good fun!

Tipi Carousel with Top Brace

ELE400065



Three side bars

Physical: support for gripping, pushing and pulling, training muscles. Back support for seating, also for children with mobility impairments or disabilities. **Social-Emotional:** supports seated positions for more children. Facilitates social interaction between inside and outside, when children spin each other. Facilitates use from outside of Tipi Carousel, and turn-taking.



Rotation

Physical: pushing or pulling it into motion, children use their muscle strength and strengthen their cardio. The rotation develops the sense of balance and space when enjoying the ride. **Social-Emotional:** listening and negotiating how slow or fast to go, children develop their empathy and cooperation skills.



Shallow entry rim

Physical: support for entering and staying in when spinning. Eases entry for children with a range of mobility disabilities. **Social-Emotional:** feeling of security when children lie or sit in Tipi Carousel. Provides a secure feeling for those seated when spinning.



Top frame

Physical: support for standing, gripping, and training the sense of balance when spinning. **Social-Emotional:** supports standing for more children at a time. Adds support and a feeling of security for children with mobility impairments or disabilities.



Spacious platform

Physical: allows for more body positions: sitting, lying, standing, which facilitates use for children with physical disabilities. **Social-Emotional:** facilitates many children using the Tipi Carousel simultaneously, supporting cooperation and turn-taking.

Tipi Carousel with Top Brace

ELE400065



The bowls are made of recyclable PE made from 33% post consumer materials. The bowls are molded in one piece with integrated metal thread bushings and water drain hole to ensure high durability in all climates around the world.

Top brace is made of welded steel. The steel is hot dip galvanised inside and outside with lead free zinc and with outside powder coated top-finish.

Heavy duty engineered bearing system with single row deep groove ball bearings with rubber seals. The fully closed bearing construction is lifetime lubricated and maintenance free.

Item no. ELE400065-3717DT	
Installation Information	
Max. fall height	100 cm
Safety surfacing area	35.3 m²
Total installation time	2.7
Excavation volume	0.44 m³
Concrete volume	0.31 m³
Footing depth (standard)	100 cm
Shipment weight	85 kg
Anchoring options	In-ground ✓ Surface ✓
Warranty Information	
Hollow PE parts	10 years
Bearing construction	5 years
Hot dip galvanised steel	Lifetime
Spare parts guaranteed	10 years



Tipi Carousel has unique water drain system. Water drains automatically - assuring that carousel is always dry and ready to use. The water drain is covered by stainless steel strainer.



The sand colored variant is made of rotomolded stone mixed PE made from 33% post consumer materials with a non skid surface texture. Minor differences in the stone mix visuality of the material are to be expected.



GreenLine versions in teal color are designed with molded PE parts which consist of 33% recycled post-consumer ocean waste. Ocean waste is collected from the maritime industry, such as fishing nets, ropes and trawls.

Elevated activities 0	Accessible elevated activities	Accessible ground level activities	Accessible ground level play types
Present	0	1	1
Required	0	1	1



Sustainability Data

ELE400065



Cradle to Gate A1-A3	Total CO ₂ emission	CO ₂ e/kg	Recycled materials
	kg CO ₂ e	kg CO ₂ e/kg	%
ELE400065-3717DT	231.60	2.86	42.60

The overall framework applied for these factors is the Environmental Product Declaration (EPD), which quantifies "environmental information on the life cycle of a product and enable comparisons between products fulfilling the same function" (ISO, 2006). This follows the structure and applies a Life-Cycle Assessment approach to the entire Product stage from raw material through manufacturing (A1-A3))

Kompan A/S
C.F. Tietgens Boulevard 32C
DK-5220 Odense SØ
Denmark



Verification of CO₂ calculation of: Freestanding play equipment



Data version no. 2023-10-05

The CO₂ calculation and data are in compliance with the principles of a carbon footprint impact according to the GHG protocol (Greenhouse Gas Protocol), Scope 3, cradle to gate related to all individual components in the product category: "Freestanding play equipment" represented by item no.: GXY916012-3417.

(Scope 3 emissions include emission sources in the upstream and downstream value chain).

Date: 30. October 2023 | Valid until: 30. October 2025
Verified by:

Julie Marie Vejsgaard Larsen, LCA & EPD Consultant

Verification based on report: Validation of CO₂ calculation of 9 categories of Kompan product line, version 1.0, prepared by: Bureau Veritas HSE, Denmark: Julie M. V. Larsen.

Publication date: 30. October 2023

By Bureau Veritas HSE
www.bureauveritas.dk
+45 7731 1000

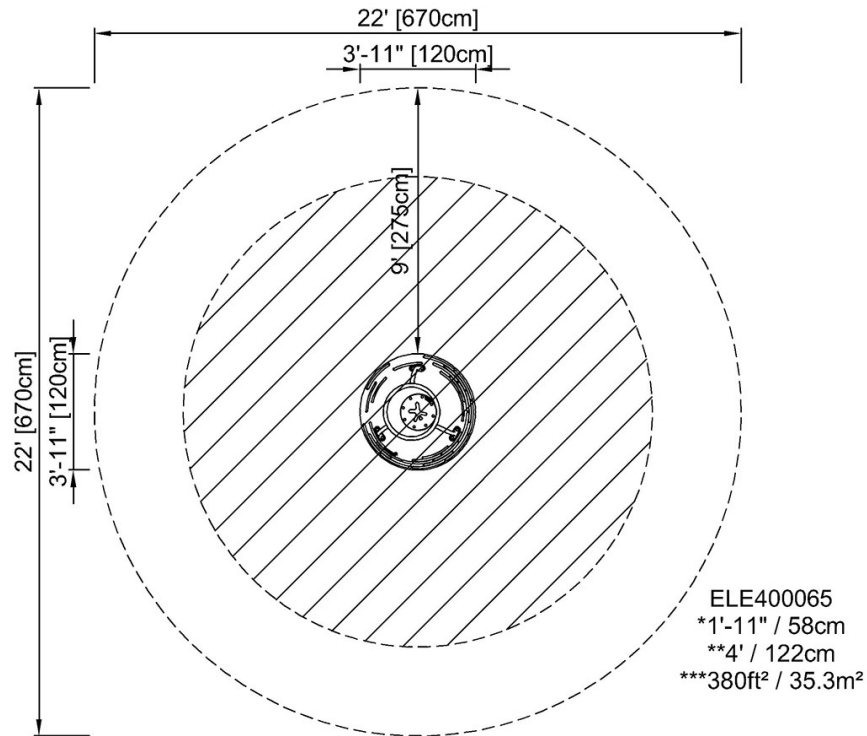


Tipi Carousel with Top Brace

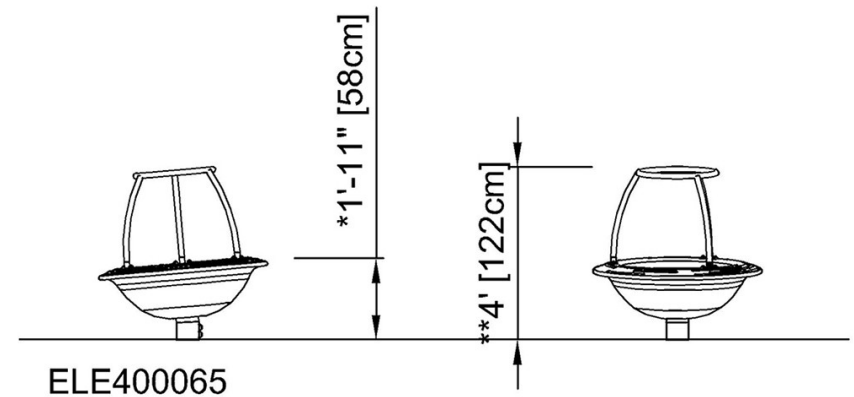
ELE400065

* Max fall height | ** Total height | *** Safety surfacing area

* Max fall height | ** Total height



[Click to see TOP VIEW](#)



[Click to see SIDE VIEW](#)