

# Giant L Base


PCT110931



Item no. PCT110931-0902

## General Product Information

|                       |   |
|-----------------------|---|
| Dimensions LxWxH      | 29'10"x36'5"x21'4"  |
| Age group             | 5 - 12  |
| Play capacity (users) | 36  |
| Color options         |   |



WOW! The Giant L's sky-high climb-slide-meet features attract children hugely. The Giant has a unique variety of speedy sliding, gentle swaying, and challenging climbing activities. All these are in a see through tower, promoting thrill and social interaction. This ensures vigorous play, over and over. The slides are main attractions. The open and closed slides

offer a thrilling ride. This is severe fun and stimulates social-emotional skills, such as self-regulation and empathy. The varied climbing activities add choice for all. The speedy stairs train cardio. The tower net and steep steps train cross-coordination, muscles, and the sense of space. Play shells, talking tube, hammock, and tic-tac-toe create an inviting

ground level space for meeting and socializing, with rich opportunities for all to participate and make friends in play.



# Giant L Base

PCT110931



## Peak climber

**Physical:** cross coordination and muscle strength are developed when climbing and crawling across the unequally dispersed ropes. Balance and spatial awareness are supported when standing on turning spheres or climbing across or up. **Social-Emotional:** turn-taking and socializing skills are supported when sitting with friends and interacting across.



## Long tube slide

**Physical:** sliding develops spatial awareness and the sense of balance. **Social-Emotional:** the height ensures extra speed and thrill. Empathy stimulated by turn-taking and consideration of others. Feeling of security when stopping on extra long slide mouth.



## Transparent panels

**Social-Emotional:** the see-through panel makes it possible to watch and contact friends at ground level while up high. **Cognitive:** the see-through effect adds a feeling of thrill when used up high.



## Tower net

**Physical:** the children have quick access up the horizontal rungs, and a slower climb up the sloping rungs. The net can be climbed from both sides, levelling the challenge of accessing the platform. Cross coordination and sense of space is supported, as well as arm and leg muscles. **Social-Emotional:** the two-sided net allows for social interaction. The size invites socializing. **Cognitive:** logical thinking when planning how to best enter the platform from the net.



## Large hammock

**Physical:** sense of balance when swaying, body pressure when lying. Support users lying or seated. **Social-Emotional:** meeting, pushing friends gently back and forth, turn-taking.



## Banister bars

**Physical:** coordination is supported when going down, as well as arm and core muscles. Landing strengthens bone density, which is built for life in childhood. **Social-Emotional:** turn-taking and risk-taking.



## Tic-tac-toe panel

**Social-Emotional:** stimulates communication and turn-taking skills. **Cognitive:** support rules understanding, strategic thinking. **Creative:** leaving marks when tumblers are left in new positions.

# Giant L Base

PCT110931



Panels of 19mm EcoCore™. EcoCore™ is a highly durable, eco friendly material, which is not only recyclable after use, but also consists of a core produced from 100% recycled material.



All decks are supported by uniquely designed low-carbon aluminum profiles with multiple attachment options. The grey-colored molded decks are made of 75% post-consumer ocean waste PP material with a non-skid pattern and texture surface.



The main posts have an alloy with improved tensile and yield strength to ensure superior structural integrity of the high towers. The posts has hot dip galvanized base and powder coated top finish which ensure long lifetime.

|                          |                          |
|--------------------------|--------------------------|
| Item no. PCT110931-0902  |                          |
| Installation Information |                          |
| Max. fall height         | 9'4"                     |
| Safety surfacing area    | 1192ft²                  |
| Total installation time  | 152.8                    |
| Excavation volume        | 17.47yd³                 |
| Concrete volume          | 7.68yd³                  |
| Footing depth (standard) | 2'11"                    |
| Shipment weight          | 5570lbs                  |
| Anchoring options        | In-ground ✓<br>Surface ✓ |
| Warranty Information     |                          |
| EcoCore HDPE             | Lifetime                 |
| PP Decks                 | 10 Years                 |
| Ropes & nets             | 10 Years                 |
| Spare Parts Availability | 10 Years                 |
| Steel post HDG           | Lifetime                 |



High-quality polycarbonate with a thickness of 15mm. The graphic prints are added by a unique multi-layer print process where the inner layer is the image and outer transparent layer functions as protection. Both PC panel and the water-based lacquer are UV stabilized to prevent fading.



Fully welded steel frame with 45° cross welded steel grid of round steel pins with a diameter of 4mm. The airflow panel contributes to the overall structural integrity of the GIANT towers.



Curved and straight tunnel slide of either PE or stainless-steel material and supported by multiple steel rods to a center steel post. The tunnel slides are designed with perfect curve and inclination for a playful ride.

| Elevated activities 11 | Accessible elevated activities | Accessible ground level activities | Accessible ground level play types |
|------------------------|--------------------------------|------------------------------------|------------------------------------|
| Present                | 8                              | 4                                  | 3                                  |
| Required               | 6                              | 4                                  | 3                                  |

**ASTM  
F1487**  
compliant



# Sustainability Data

PCT110931



| Cradle to Gate A1-A3 | Total CO <sub>2</sub> emission | CO <sub>2</sub> e/kg    | Recycled materials |
|----------------------|--------------------------------|-------------------------|--------------------|
|                      | kg CO <sub>2</sub> e           | kg CO <sub>2</sub> e/kg | %                  |
| PCT110931-0902       | 5,217.10                       | 2.50                    | 52.80              |

The overall framework applied for these factors is the Environmental Product Declaration (EPD), which quantifies "environmental information on the life cycle of a product and enable comparisons between products fulfilling the same function" (ISO, 2006). This follows the structure and applies a Life-Cycle Assessment approach to the entire Product stage from raw material through manufacturing (A1-A3))

## Verification of CO<sub>2</sub> calculation of: Play systems



Data version no. 2023-10-05

The CO<sub>2</sub> calculation and data are in compliance with the principles of a carbon footprint impact according to the GHG protocol (Greenhouse Gas Protocol), Scope 3, cradle to gate related to all individual components in the product category: "Play systems" represented by item no.: PCM200321-0950.

(Scope 3 emissions include emission sources in the upstream and downstream value chain).

Date: 30. October 2023 | Valid until: 30. October 2025

Verified by:

Julie Marie Vejsgaard Larsen, LCA & EPD Consultant

Verification based on report: Validation of CO<sub>2</sub> calculation of 9 categories of Kompan product line, version 1.0, prepared by: Bureau Veritas HSE, Denmark: Julie M. V. Larsen.

Publication date: 30. October 2023



By Bureau Veritas HSE  
www.bureauveritas.dk  
+45 7731 1000

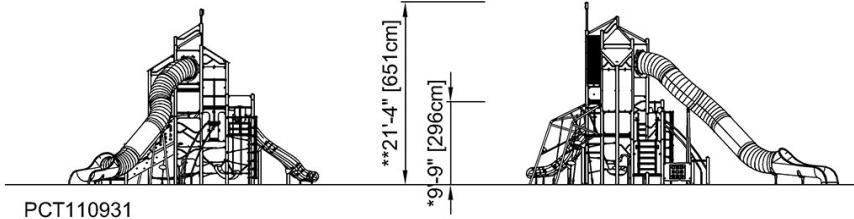
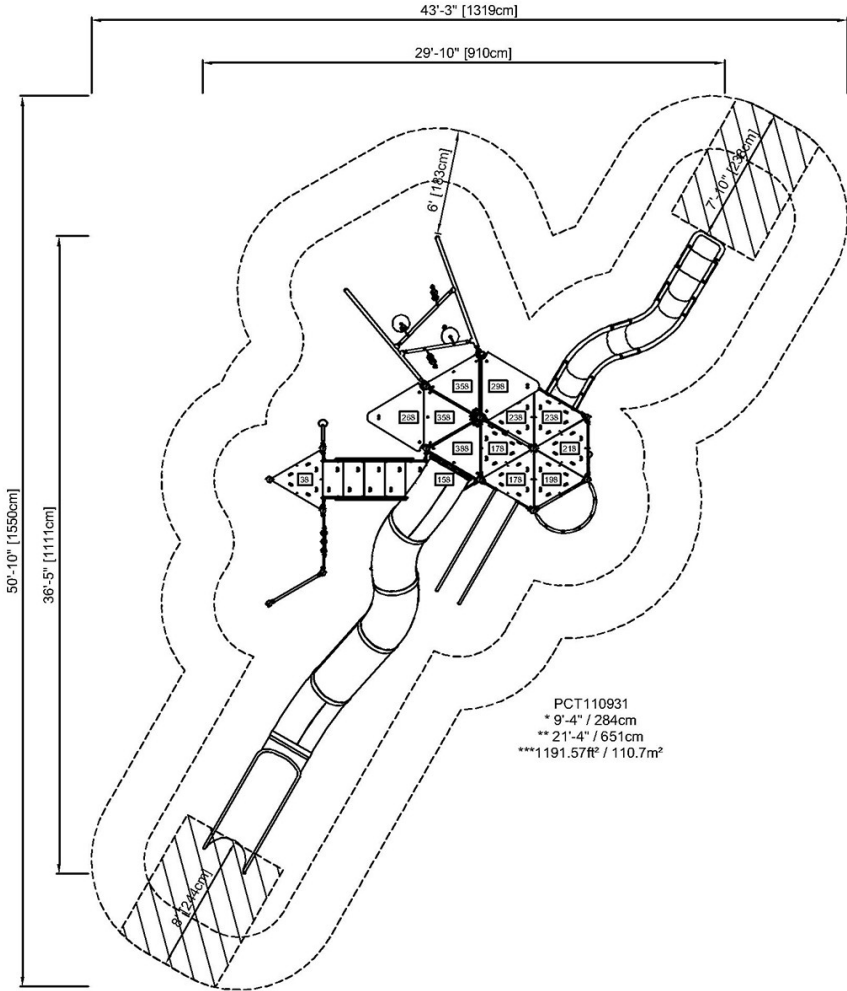


# Giant L Base

PCT110931

\* Max fall height | \*\* Total height | \*\*\* Safety surfacing area

\* Max fall height | \*\* Total height



[Click to see TOP VIEW](#)

[Click to see SIDE VIEW](#)