


Mega Deck with Ladder

PCM111731




Item no. PCM111731-0904	
General Product Information	
Dimensions LxWxH	17'7"x17'0"x9'6"
Age group	5 - 12
Play capacity (users)	20
Color options	



The Mega Deck with Ladder is wildly attractive. It is the ultimate in play variation for its size. This asset will make children come back again and again. The ladder's twisted shape makes the entrance challenging and challenges coordination as well as logical thinking. Once on the platform, the reward is a wild glide down the thrilling banister bars. Or, alternatively, a

balancing act down the curved slide. Apart from being great fun, balancing, climbing, gliding, and sliding support fundamental motor skills: the sense of space, agility, and balance. These are all important for e.g. managing traffic securely. The puzzle on ground level stimulates social-emotional development where children can cooperate. It also allows room for a short

break from the dense, physical play.



Mega Deck with Ladder

PCM111731



Jacob's ladder

Physical: cross coordination and spatial awareness as well as upper body muscles when hanging with arms. This is especially important due to the sedentary lifestyles of today's children. **Social-Emotional:** turn-taking and cooperation. **Cognitive:** logical thinking when going from 2nd to 3rd step, changing feet.



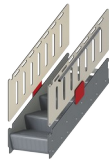
Curved slide

Physical: sliding develops spatial awareness and a sense of balance. Furthermore, the core muscles are trained when sitting upright going down. **Social-Emotional:** empathy stimulated by turn-taking.



Banister bars

Physical: coordination is supported when going down, as well as arm and core muscles. Landing strengthens bone density, which is built for life in childhood. **Social-Emotional:** turn-taking and risk-taking.



Accessible stairway

Physical: climbing the accessible stairway is for all and supports cross coordination as well as arm and leg muscles. For young children, walking stairs and alternating feet is developed. **Social-Emotional:** room for active breaks and adult helpers. An inclusive space.




Somersault bar

Physical: develop balance and core when hanging from knees. Arm, leg and core muscles are developed when climbing up, somersaulting around. Balance and spatial awareness are strengthened. **Social-Emotional:** meeting, socializing and turn-taking when climbing up and down via bar.



Pipe ladder

Physical: cross coordination and eye-hand coordination are supported when children climb the ladder. The climbing also supports leg and arm muscles. **Social-Emotional:** learning about taking turns and cooperation.



Tic-tac-toe panel

Social-Emotional: stimulates communication and turn-taking skills. **Cognitive:** support rules understanding, strategic thinking. **Creative:** leaving marks when tumblers are left in new positions.

Mega Deck with Ladder

PCM111731



Panels of 19mm EcoCore™. EcoCore™ is a highly durable, eco friendly material, which is not only recyclable after use, but also consists of a core produced from 100% recycled material.



All decks are supported by uniquely designed low-carbon aluminum profiles with multiple attachment options. The grey-colored molded decks are made of 75% post-consumer ocean waste PP material with a non-skid pattern and texture surface.



Main posts with hot dip galvanized steel footing are available in different materials: Pressure impregnated pine wood posts. Pre-galvanized inside and outside with powder coated top finish steel posts. Lead free aluminum with color anodized top finish. Greenline TexMade posts of 95% post-consumer recycled PE and textile waste.

Item no. PCM111731-0904	
Installation Information	
Max. fall height	7'10"
Safety surfacing area	694ft²
Total installation time	26.7
Excavation volume	0.9yd³
Concrete volume	0.03yd³
Footing depth (standard)	2'9"
Shipment weight	1756lbs
Anchoring options	In-ground ✓ Surface ✓
Warranty Information	
EcoCore HDPE	Lifetime
PE Slide	10 Years
Post	10 Years
PP Decks	10 Years
Spare Parts Availability	10 Years



The stainless-steel activities are made of high-quality stainless steel. The steel is cleaned by a total pickling process after manufacturing to ensure a smooth and clean gliding surfaces.



The slides can be chosen in six different colors and three materials: Straight or curved one-piece molded PE slides. Combined EcoCore™ sides and stainless steel. Full stainless steel in a one-piece design for more vandalism-proof solutions.



KOMPAN GreenLine versions are constructed with the most environmentally friendly materials with the lowest possible CO2e emission factor. TexMade posts, EcoCore™ panels of 100% post-consumer recycled ocean waste, and molded PP decks.

Elevated activities 5	Accessible elevated activities	Accessible ground level activities	Accessible ground level play types
Present	5	2	2
Required	3	2	2

**ASTM
F1487**
compliant

Sustainability Data

PCM111731



Cradle to Gate A1-A3	Total CO ₂ emission	CO ₂ e/kg	Recycled materials
	kg CO ₂ e	kg CO ₂ e/kg	%
PCM111731-0951	1,412.20	2.03	63.50
PCM111731-0904	1,621.20	2.59	53.50

The overall framework applied for these factors is the Environmental Product Declaration (EPD), which quantifies "environmental information on the life cycle of a product and enable comparisons between products fulfilling the same function" (ISO, 2006). This follows the structure and applies a Life-Cycle Assessment approach to the entire Product stage from raw material through manufacturing (A1-A3))

Verification of CO₂ calculation of: Play systems



Data version no. 2023-10-05

The CO₂ calculation and data are in compliance with the principles of a carbon footprint impact according to the GHG protocol (Greenhouse Gas Protocol), Scope 3, cradle to gate related to all individual components in the product category: "Play systems" represented by item no.: PCM200321-0950.

(Scope 3 emissions include emission sources in the upstream and downstream value chain).

Date: 30. October 2023 | Valid until: 30. October 2025

Verified by:

Julie Marie Vejsgaard Larsen, LCA & EPD Consultant

Verification based on report: Validation of CO₂ calculation of 9 categories of Kompan product line, version 1.0, prepared by: Bureau Veritas HSE, Denmark: Julie M. V. Larsen.

Publication date: 30. October 2023



By Bureau Veritas HSE
www.bureauveritas.dk
+45 7731 1000

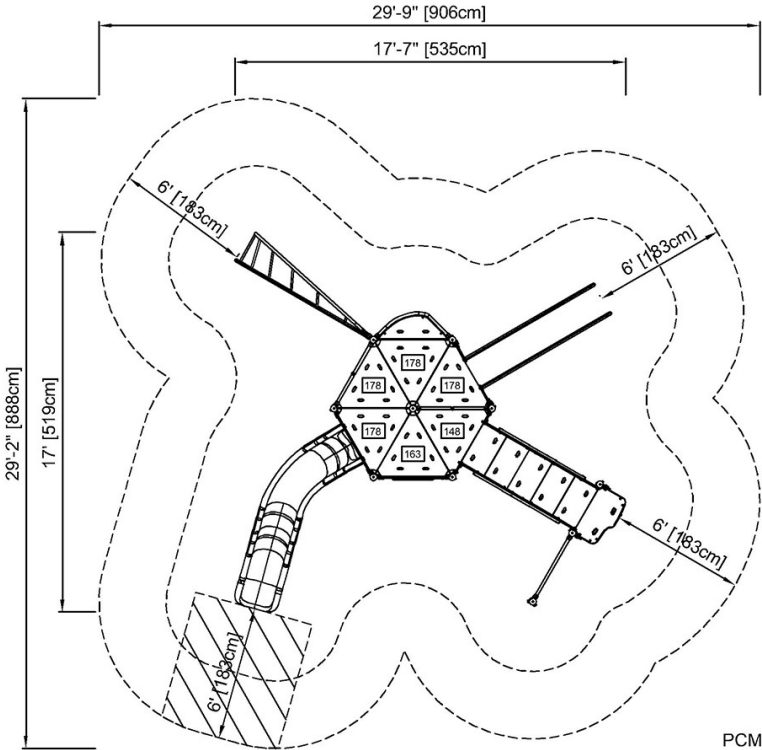


Mega Deck with Ladder

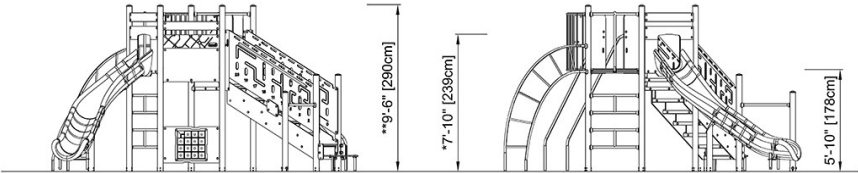
PCM111731

* Max fall height | ** Total height | *** Safety surfacing area

* Max fall height | ** Total height



PCM111731
* 7'-10" / 239cm
** 9'-6" / 290cm
*** 693.9ft² / 64.5m²



PCM111731

[Click to see TOP VIEW](#)

[Click to see SIDE VIEW](#)