

# Combi 5

FSW105

**KOMPAN**  
Let's play



With 10 different workout stations in one, this combination package offers a superior street workout and callisthenics experience. Featuring all the essential elements for users to release their creativity, the dimensions of the pull up bars have been optimized to 32mm for the best possible hand grip. The strength of the bar is secured through a conical design and a

full steal bar. The 138cm wide pull up bars are designed to give plenty of space to dynamic exercises and promote sideways exercises such as the typewriter pull up. The wide bars also allow for users to do pull ups next to each other and thereby compete or motivate each other.

Item no. FSW10501-0901

## General Product Information

Dimensions LxWxH 691x444x240 cm

Age group 13+

Play capacity (users) 14

Colour options




See KOMPAN Fit app for more



# Combi 5

FSW105



The vertical pole is made of a  $\varnothing 38 \times 2$ mm hot dip galvanised tube, the perfect size for a good grip when you try to do the Human Flag!



Steps are made of extruded aluminium with a non-skid surface. Aluminium has high corrosion resistance and ensures durability of the product. Steps have been mounted at heights of 34,7cm and 54,7cm this creates an easy access to reach the overhead activity



All bars intended for pull ups are made of solid,  $\varnothing 32$ mm x 138 m, hot dip galvanised, S235JR steel bars. This diameter gives the right grip for everyone.



The handles offer 4 different heights to place the hands or feet



Post are made of  $\varnothing 101.6 \times 2$ mm, pre-galvanized carbon steel and powder coated, a great protection to all conditions.



The surface is made of Ekogrip™ panels, consisting of 15mm polyethylene with a 3mm top-layer of thermoplastic rubber. The Ekogrip™ panels have a non-skid effect for comfortable and safe training at all weather circumstances.

Item no. FSW10501-0901

## Installation Information

Max. fall height	233 cm
Safety surfacing area	59.6 m <sup>2</sup>
Total installation time	11.1
Excavation volume	1.28 m <sup>3</sup>
Concrete volume	0.58 m <sup>3</sup>
Footing depth (standard)	90 cm
Shipment weight	500 kg
Anchoring options	In-ground ✓ Surface ✓

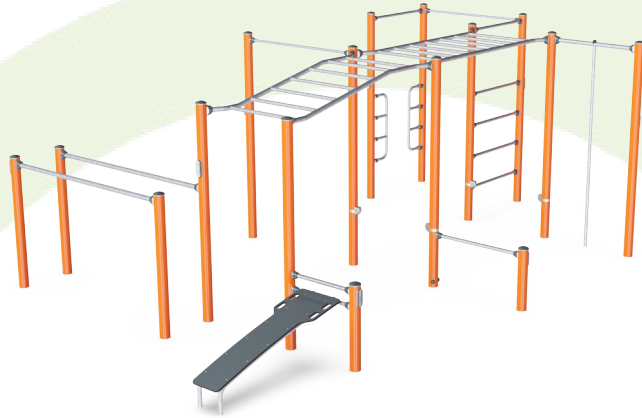
## Warranty Information

Hot dip galvanised steel	Lifetime
Post	10 years
Connectors	10 years
EcoCore HDPE	Lifetime
Spare parts guaranteed	10 years



# Sustainability Data

FSW105



Cradle to Gate A1-A3	Total CO <sub>2</sub> emission	CO <sub>2</sub> e/kg	Recycled materials
	kg CO <sub>2</sub> e	kg CO <sub>2</sub> e/kg	%
FSW10501-0901	1,292.60	3.37	47.50

The overall framework applied for these factors is the Environmental Product Declaration (EPD), which quantifies "environmental information on the life cycle of a product and enable comparisons between products fulfilling the same function" (ISO, 2006). This follows the structure and applies a Life-Cycle Assessment approach to the entire Product stage from raw material through manufacturing (A1-A3))

**KOMPAN**  
Let's play

## Kompan A/S

C.F. Tietgens Boulevard 32C  
DK-5220 Odense SØ  
Denmark



## Verification of CO<sub>2</sub> calculation of: Fitness



Data version no. 2023-10-05

The CO<sub>2</sub> calculation and data are in compliance with the principles of a carbon footprint impact according to the GHG protocol (Greenhouse Gas Protocol), Scope 3, cradle to gate related to all individual components in the product category: "Fitness" represented by item no.: FAZ10100-0900.

(Scope 3 emissions include emission sources in the upstream and downstream value chain).

**Date: 30. October 2023 | Valid until: 30. October 2025**

**Verified by:**

Julie Marie Vejsgaard Larsen, LCA & EPD Consultant

Verification based on report: Validation of CO<sub>2</sub> calculation of 9 categories of Kompan product line, version 1.0, prepared by: Bureau Veritas HSE, Denmark: Julie M. V. Larsen.

**Publication date: 30. October 2023**

By Bureau Veritas HSE  
www.bureauveritas.dk  
+45 7731 1000

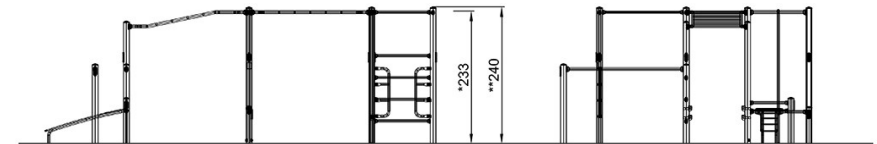
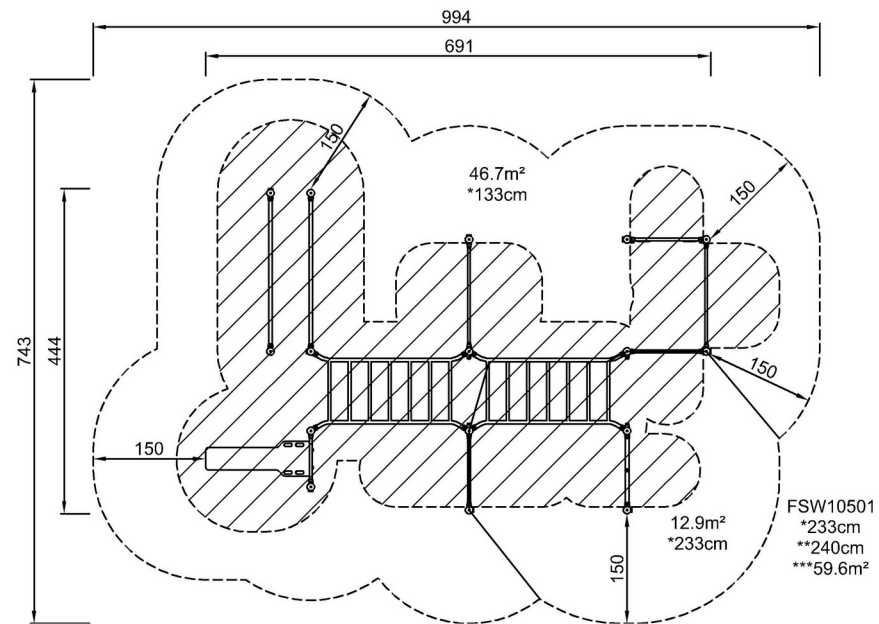


# Combi 5

FSW105

\* Max fall height | \*\* Total height | \*\*\* Safety surfacing area

\* Max fall height | \*\* Total height



FSW10501

[Click to see TOP VIEW](#)

[Click to see SIDE VIEW](#)