

# Play Panel 3 - Learning

NRO615

Item no. NRO615-1001	
General Product Information	
Dimensions LxWxH	288x176x83 cm
Age group	6m - 5
Play capacity (users)	10
Colour options	



The Learning Play Panel 3 is immensely intriguing for children thanks to the richly varied tactile details. The low bench counter in the middle invites meetings and sharing and makes a great point for playing workshop, a playground favorite. On the one side of the bench, gearing wheels and a funnel stimulate children's logical thinking skills. The wheels will

turn each other's, and the funnel will transport materials through. To young children, this trains their understanding of object permanence: that items can appear out of sight but still be there. The play panels can be played from both sides, which invites social play and communication.



# Play Panel 3 - Learning

NRO615



## Turn disk and sound creator

**Social-Emotional:** spurs group play and conversations with its two-sidedness.  
**Cognitive:** logical thinking, understanding numeracy. **Creative:** creating sounds when the spheres run through grooves.



## Funnel

**Social-Emotional:** trains cooperation and turn-taking as children put materials into the funnel. **Cognitive:** the passing of materials through funnels supports the children's logical thinking and for younger children the understanding of object permanence: that materials don't vanish but run through at the other end.




## Two sides

**Social-Emotional:** invites cooperation and communication. The low height and the transparency of the panel makes interaction possible between the two sides.



## Tumblers

**Cognitive:** cause and effect understanding for toddlers when spinning the tumbler. The images spurs dramatic play which stimulates language development.



## Switch

**Cognitive:** an understanding of cause and effect is developed when pushing something that moves. The theme of light switch supports dramatic play, which is known to stimulate language skills.



## Desk

**Social-Emotional:** fine meeting place and a space creator. Sharing and cooperation from both sides create a social scenario that supports communication and cooperation.



## Gear wheels panel


**Social-Emotional:** cooperation skills and turn-taking are supported when turning the gearing wheel. **Cognitive:** cause and effect understanding, and logical thinking are supported.

# Play Panel 3 - Learning

NRO615



All Organic Robinia products by KOMPAN are made of Robinia wood from sustainable European sources. On request it can be supplied as FSC® Certified (FSC® C004450).



The Robinia wood can be supplied as untreated raw wood or painted with a brown coloured transparent pigment that maintains the golden wood colour of the wood.



There are Multiple footing options for all products: Surface anchoring with steel footings and expansion bolts. Wood in-ground or steel in-ground footings.


Item no. NRO615-1001	
Installation Information	
Max. fall height	0 cm
Safety surfacing area	0.0 m²
Total installation time	7.0
Excavation volume	0.50 m³
Concrete volume	0.00 m³
Footing depth (standard)	100 cm
Shipment weight	219 kg
Anchoring options	In-ground ✓ Surface ✓
Warranty Information	
EcoCore HDPE	Lifetime
Hot dip galvanised steel	Lifetime
Movable parts	2 years
Robinia wood	15 years
Spare parts guaranteed	10 years



Panels of 19mm EcoCore™. EcoCore™ is a highly durable, eco friendly material, which is not only recyclable after use, but also consists of material produced from +95% recycled post consumer material from food packing waste.



The Xylophone music panel consist of HDPE material in 19mm EcoCore™ made with +95% recycled post-consumer material from e.g., food packing waste in both core and colorful outer layer. The pipes are made of die cast aluminum specifically alloyed for outdoor environments. The percussion panel consist of 2 Conga Drums with PP tubes and top in colored ABS.



Membranes consist of friction-proof rubberized material of conveyor belt quality with excellent UV resistance. Embedded is a four-layered armouring made of woven polyester. The armouring and the two surface layers result in a total thickness of 9 mm.

Elevated activities 0	Accessible elevated activities	Accessible ground level activities	Accessible ground level play types
Present	0	3	1
Required	0	3	1

**CSA  
Z614**  
compliant

# Sustainability Data

NRO615



Cradle to Gate A1-A3	Total CO <sub>2</sub> emission	CO <sub>2</sub> e/kg	Recycled materials
	kg CO <sub>2</sub> e	kg CO <sub>2</sub> e/kg	%
NRO615-1001	70.60	0.44	21.30

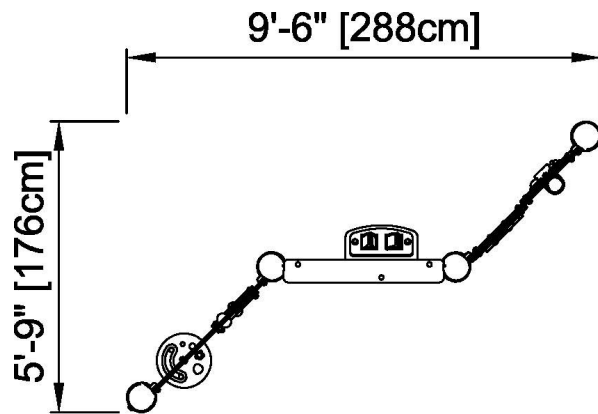
The overall framework applied for these factors is the Environmental Product Declaration (EPD), which quantifies "environmental information on the life cycle of a product and enable comparisons between products fulfilling the same function" (ISO, 2006). This follows the structure and applies a Life-Cycle Assessment approach to the entire Product stage from raw material through manufacturing (A1-A3))

# Play Panel 3 - Learning

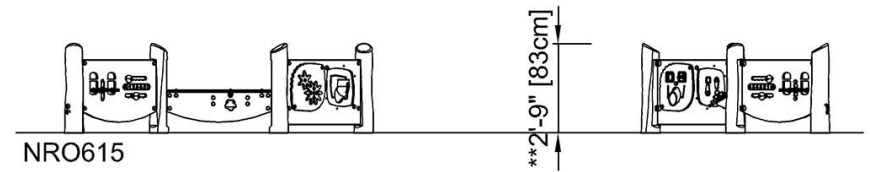
NRO615

\* Max fall height | \*\* Total height | \*\*\* Safety surfacing area

\* Max fall height | \*\* Total height



NRO615  
\*\* 2'-9" / 83cm



[Click to see TOP VIEW](#)

[Click to see SIDE VIEW](#)