

# Rainer




PCE210531




The Rainer, with its impressive height, attracts children again and again. The wide array of fun play activities ensures hours of play. The variety of climbing, sliding, swaying and sensory play events trains cross-body coordination and balance, which are both important for e.g. managing traffic safely. The stairway, as well as the sturdy climbing wall

play panels, add opportunity to take a break on the way up or down, sharing with friends. The play shells and the hammock offer nice, swaying meeting spots. The additional rope ladder and somersault bar add active meeting points. The banister bars and the tall slide are thrilling rewards for the climb up. The Rainer is climbable all over, inside and out, meaning play

opportunities everywhere, for many levels of development. It is a compact play experience for all.

Item no. PCE210531-0903	
General Product Information	
Dimensions LxWxH	656x639x572 cm
Age group	5 - 12
Play capacity (users)	23
Colour options	  



# Rainer

PCE210531



## Jacob's ladder

**Physical:** cross coordination and spatial awareness as well as upper body muscles when hanging with arms. This is especially important due to sedentary lifestyles of today's children. **Social-Emotional:** turn-taking and cooperation. **Cognitive:** logical thinking when going from 2nd to 3rd step, changing feet.



## Somersault bar

**Physical:** develop balance and core when hanging from knees. Arm, leg and core muscles are developed when climbing up, somersaulting around. Balance and spatial awareness are strengthened. **Social-Emotional:** meeting, socializing and turn-taking when climbing up and down via bar.



## Curved slide

**Physical:** sliding develops spatial awareness and a sense of balance. Furthermore, the core muscles are trained when sitting upright going down. **Social-Emotional:** empathy stimulated by turn-taking.




## Wall climber

**Physical:** climbing supports cross coordination, proprioception, and the development of major muscle groups and hand strength. **Social-Emotional:** two-sided climbing spurs social interaction and turn-taking.



## Play shell

**Physical:** the swaying movement stimulates the sense of balance, necessary to sit still on a chair. **Social-Emotional:** meeting, taking a break and turn-taking are supported, skills necessary to learn how to avoid conflicts.



## Banister bars

**Physical:** coordination is supported when going down, as well as arm and core muscles. Landing strengthens bone density, which is built for life in childhood. **Social-Emotional:** turn-taking and risk-taking.

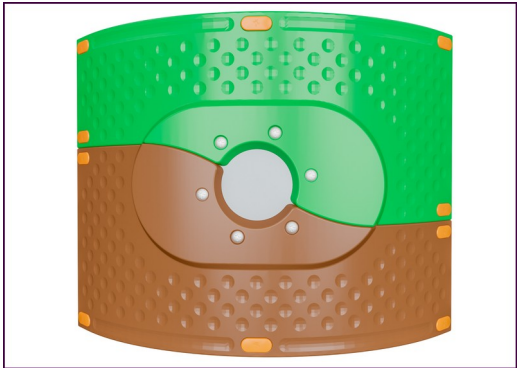


## Hammock


**Physical:** coordination and sense of balance when swaying. **Social-Emotional:** meeting, pushing friends gently back and forth, turn-taking.

# Rainer


PCE210531



The Curved ELEMENTS panels are moulded of UV stabilised recyclable PE using 33% post-consumer recycled material. With multiple options for in-build play features that also ensures a strong panel solution. Straight panels are made of KOMPAN 19mm HDPE EcoCore™ which is a highly durable, ecofriendly and recyclable material made from +95% PCM.



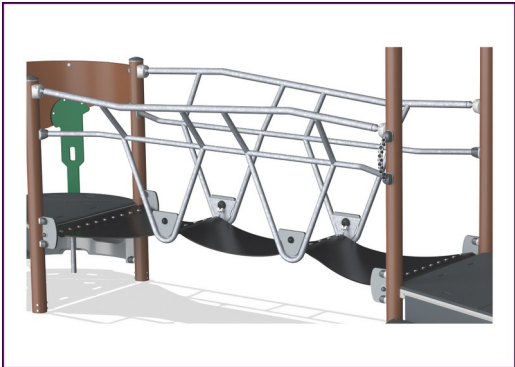
The climbing elements displayed are moulded from 33% post-consumer recycled materials in one piece, with a minimum 5mm wall thickness. The climbing elements are made of recyclable PE which has a high impact resistance across a wide temperature span which ensures vandal resistance in all locations.



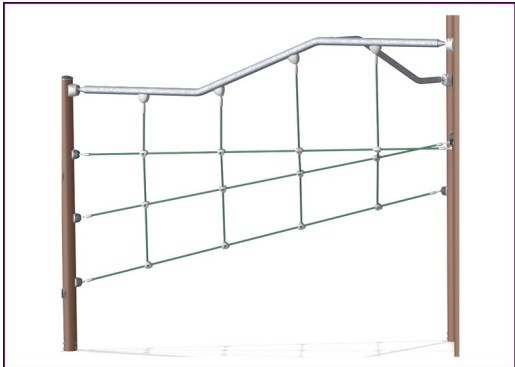
The ELEMENTS roofs are made of recyclable PE made from 33% post consumer recycled materials with a minimum wall thickness of 5 mm to ensure high durability in all climates around the world. The steel pipes are hot dip galvanised inside and outside for maximum durability.



The main posts are made of high quality pregalvanized steel with powder coated top finish. Post tops are closed with caps of UV stabilized nylon (PA6). The grey colored molded decks are made of 75% post-consumer waste PP material with a non-skid pattern and texture surface. All decks are supported by unique designed low-carbon aluminum profiles with multiple attachment options.



ELEMENTS rubber membranes are conveyor belt made of layers of rubber mixed of natural rubber and SBR rubber, and embedded with layers of armouring made of woven PE and PA. The thickness 8mm ensures high durability in any environment.



ELEMENTS ropes has six-stranded steel wires and a steel wire core. Each strand is tightly wrapped with PES yarn, which is made from +95% post consumer materials. The yarn is then melted onto each individual strand making the ropes highly wear- and vandalism-resistant.

Item no. PCE210531-0903	
Installation Information	
Max. fall height	336 cm
Safety surfacing area	81.4 m²
Total installation time	40.2
Excavation volume	1.20 m³
Concrete volume	0.11 m³
Footing depth (standard)	85 cm
Shipment weight	1,269 kg
Anchoring options	Surface ✓ In-ground ✓
Warranty Information	
Curved panels	10 years
EcoCore HDPE	Lifetime
Membrane	2 years
Post	10 years
Spare parts guaranteed	10 years

Elevated activities 6	Accessible elevated activities	Accessible ground level activities	Accessible ground level play types
Present	4	2	2
Required	3	2	2

**CSA  
Z614**  
compliant

# Sustainability Data

PCE210531



Cradle to Gate A1-A3	Total CO <sub>2</sub> emission	CO <sub>2</sub> e/kg	Recycled materials
	kg CO <sub>2</sub> e	kg CO <sub>2</sub> e/kg	%
PCE210531-0903	2,306.10	2.39	55.90

The overall framework applied for these factors is the Environmental Product Declaration (EPD), which quantifies "environmental information on the life cycle of a product and enable comparisons between products fulfilling the same function" (ISO, 2006). This follows the structure and applies a Life-Cycle Assessment approach to the entire Product stage from raw material through manufacturing (A1-A3))

## Verification of CO<sub>2</sub> calculation of: Play systems



Data version no. 2023-10-05

The CO<sub>2</sub> calculation and data are in compliance with the principles of a carbon footprint impact according to the GHG protocol (Greenhouse Gas Protocol), Scope 3, cradle to gate related to all individual components in the product category: "Play systems" represented by item no.: PCM200321-0950.

(Scope 3 emissions include emission sources in the upstream and downstream value chain).

Date: 30. October 2023 | Valid until: 30. October 2025

Verified by:

Julie Marie Vejsgaard Larsen, LCA & EPD Consultant

Verification based on report: Validation of CO<sub>2</sub> calculation of 9 categories of Kompan product line, version 1.0, prepared by: Bureau Veritas HSE, Denmark: Julie M. V. Larsen.

Publication date: 30. October 2023



By Bureau Veritas HSE  
www.bureauveritas.dk  
+45 7731 1000



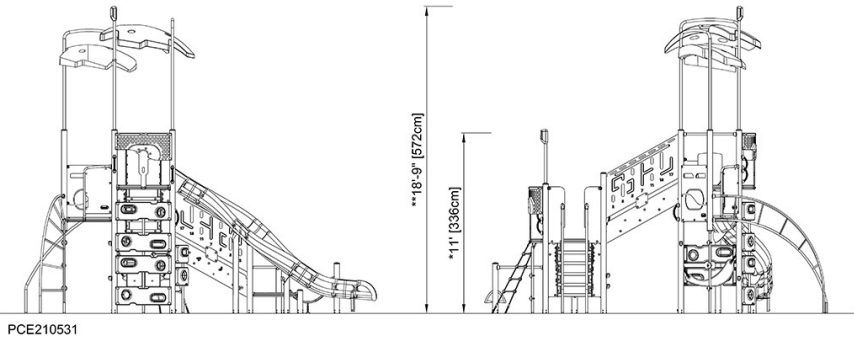
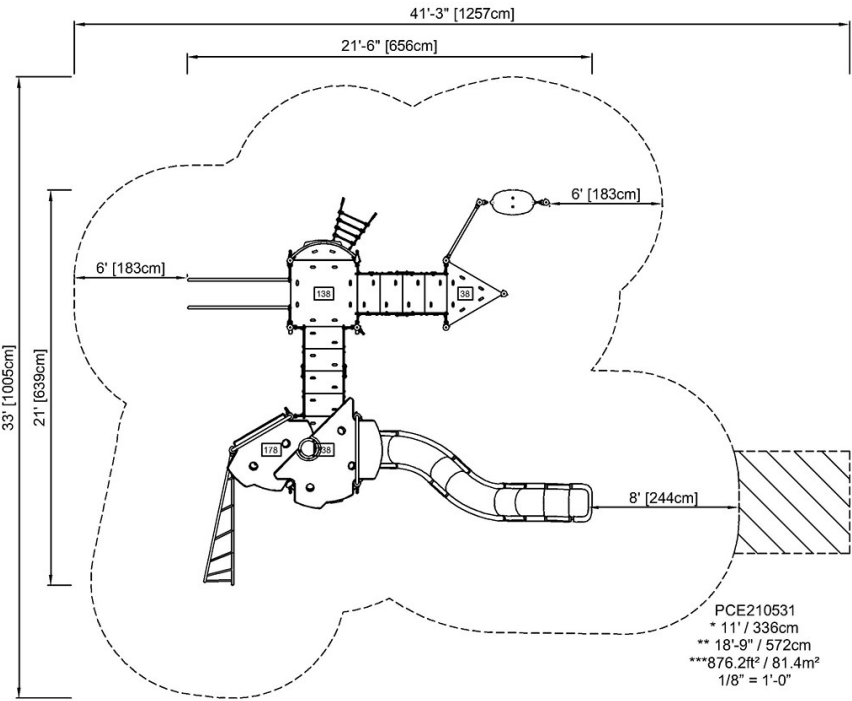
# Rainer

PCE210531



\* Max fall height | \*\* Total height | \*\*\* Safety surfacing area

\* Max fall height | \*\* Total height



[Click to see TOP VIEW](#)

[Click to see SIDE VIEW](#)