

Explorer Dome

CRP812501




It's a jungle of fun! Amazing meandering nets, ropes and wobbly play items make play unstoppable for the older children. The spacious top net is a desired meeting point for groups of children. The ways to climb and reach the multiple play levels are many, via; nets, wacky tubes, rope ladders, play shells or coconut ropes. This rich variety of climbing,

crawling and balancing make children come back again and again to refine and supersede previous attempts at climbing the nets. The multitude of twisted, bouncing balancing and climbing events intensely support the child's motor skills ABC; agility, balance and coordination. Their spatial awareness is stimulated due to the transparency of the rope

structure, also making social interaction easy. Socializing, turn-taking and empathy are social-emotional skills for life which are used repeatedly when playing on the Explorer Dome.

Item no. CRP812501-0404	
General Product Information	
Dimensions LxWxH	699x757x415 cm
Age group	5+
Play capacity (users)	52
Colour options	



Explorer Dome

CRP812501



Large climbing net

Physical: the connected nets make the climbers feel the movements of the other climbers. All muscle groups are trained, as well as cross coordination. **Social-Emotional:** room for breaks for many and support cooperation and turn-taking skills.



Fireman's pole

Physical: supports coordination, arm and core muscles. Landing strengthens bone density. **Social-Emotional:** turn-taking and risk-taking.



Ropes with UFOs

Physical: the UFO's allow for both seated and standing swaying, climbing and turning to develop strength. The sense of balance is developed when swaying.



Rocking tube

Physical: muscle strength, balance and coordination when climbing up and down, rocking and holding tight.



Play shell

Physical: the swaying movement stimulates the sense of balance, necessary to sit still on a chair. **Social-Emotional:** meeting, taking a break and turn-taking are supported, skills necessary to learn how to avoid conflicts.



Coconut ropes

Physical: balance and coordination is supported when walking swaying ropes. A good sense of balance transfers to other skills. **Social-Emotional:** children swaying together on the rope experience their own and others' movements. This spurs cooperation and consideration, e.g. when passing others on the rope.



Rope ladder and rope access

Physical: the varied, bouncy climb via steps and rungs to the top net develops the ABCs – Agility, Balance and Coordination. **Social-Emotional:** turn-taking and helping others when climbing up.

Explorer Dome

CRP812501



The chain/ropes are attached to the Coconut rope by KOMPAN's swivel bushings which are made of stainless steel with bronze bearings. The swivels have an outer cover which is manufactured from black PUR. The usage of side mounted swivels provides frictionless movement, eliminates fingers and feet entrapments and enlarges the standing surface on top of the rope.



Ropes of UV-stabilized PES rope strands with inner steel cable reinforcement. The polyester yarn is made of +95% Post-consumer materials and is inductively melted onto each strand to obtain excellent wear and tear resistance.



The large components are made of 100% recyclable PE made from 33% post consumer materials. Molded in one piece with minimum 5mm wall thickness to ensure high durability in all climates around the world.



Designed to allow the typical function of rope play structures to move Corocord 'S' clamps are used as universal connections in Corocord products. 8mm stainless steel rods with rounded edges are pressed around the ropes with a special hydraulic press, making them the ideal connector. Our clamps are safe, durable and vandalism-proof.



The rocking movement over two axes is made by heavy duty scaled ROSTA torsion spring element. The two ROSTA elements are noise-free and are maintenance-free.



Corocord smart clamps are carefully designed in every detail to ensure superior flexibility in high quality aluminum material. The smart clamps are attached around the posts with four steel bolts. Not used attachment points are closed with PA caps.

Item no. CRP812501-0404	
Installation Information	
Max. fall height	295 cm
Safety surfacing area	91.3 m²
Total installation time	54.8
Excavation volume	3.21 m³
Concrete volume	2.53 m³
Footing depth (standard)	38 cm
Shipment weight	1,939 kg
Anchoring options	In-ground ✓
Warranty Information	
EcoCore HDPE	Lifetime
Hollow PE parts	10 years
Galvanised Steel	Lifetime
Ropes & Nets	10 years
Spare Parts Guarantee	10 years

AS
4685
compliant

Sustainability Data

CRP812501



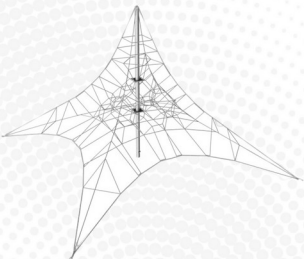
Cradle to Gate A1-A3	Total CO ₂ emission	CO ₂ e/kg	Recycled materials
	kg CO ₂ e	kg CO ₂ e/kg	%
CRP812501-0404	5,189.60	3.58	47.70

The overall framework applied for these factors is the Environmental Product Declaration (EPD), which quantifies "environmental information on the life cycle of a product and enable comparisons between products fulfilling the same function" (ISO, 2006). This follows the structure and applies a Life-Cycle Assessment approach to the entire Product stage from raw material through manufacturing (A1-A3))

Kompan A/S
C.F. Tietgens Boulevard 32C
DK-5220 Odense SØ
Denmark



Verification of CO₂ calculation of: Corocord



Data version no. 2023-10-05

The CO₂ calculation and data are in compliance with the principles of a carbon footprint impact according to the GHG protocol (Greenhouse Gas Protocol), Scope 3, cradle to gate related to all individual components in the product category: "Corocord" represented by item no.: COR314011-1101.

(Scope 3 emissions include emission sources in the upstream and downstream value chain).

Date: 30. October 2023 | Valid until: 30. October 2025
Verified by:

Julie Marie Vejsgaard Larsen, LCA & EPD Consultant

Verification based on report: Validation of CO₂ calculation of 9 categories of Kompan product line, version 1.0, prepared by: Bureau Veritas HSE, Denmark: Julie M. V. Larsen.

Publication date: 30. October 2023

By Bureau Veritas HSE
www.bureauveritas.dk
+45 7731 1000

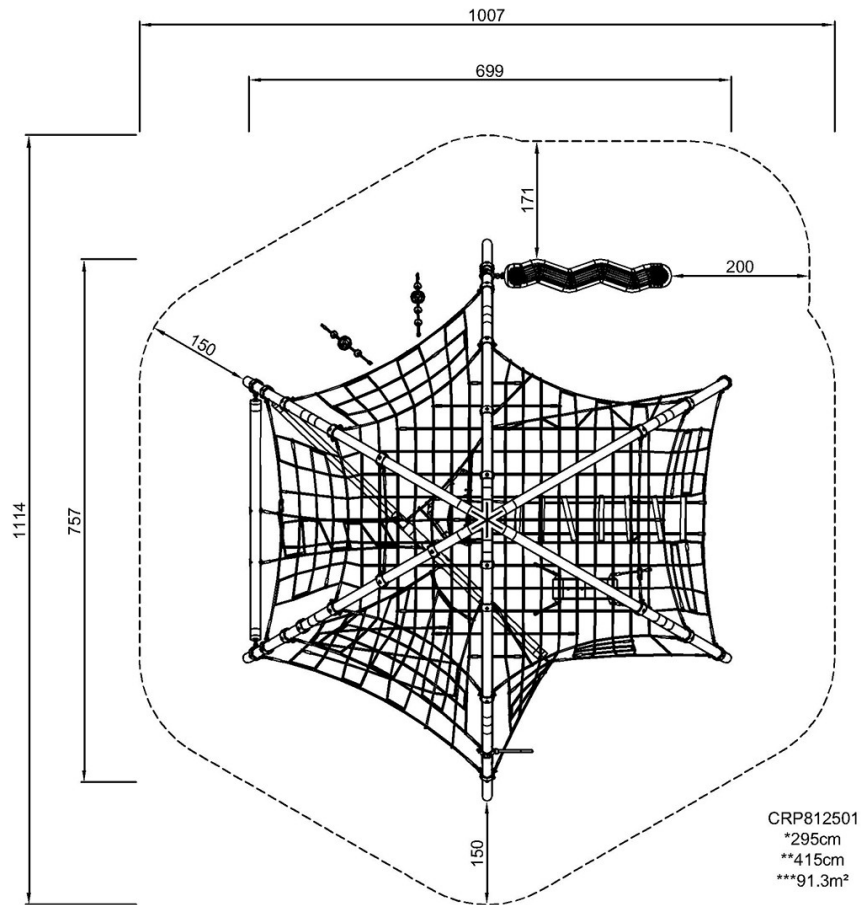


Explorer Dome

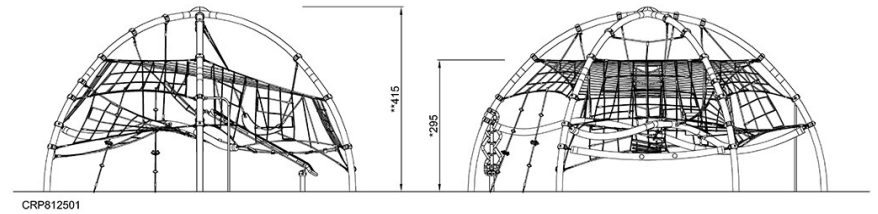
CRP812501

* Max fall height | ** Total height | *** Safety surfacing area

* Max fall height | ** Total height



[Click to see TOP VIEW](#)



[Click to see SIDE VIEW](#)