


Fountain

M593



Item no. M59300-34	
General Product Information	
Dimensions LxWxH	32x25x82 cm
Age group	2+
Play capacity (users)	1
Colour options	



The Fountain water tap is a fantastic play invitation. With its unique universal design, it attracts all children in play again and again. The yellow tap only pours water when pushed, and when the child lets go of it, the water stops running, teaching cause and effect to children. It is put at a height where everyone can reach it. Streaming water holds an eternal attraction

to children, and when merged with sand, the play experience becomes magical. Pushing the tap and feeling the sensation of water streaming will stimulate children's thinking skills and their understanding of cause and effect. Furthermore, the tactile stimulation is intense. Merging water with sand will inspire hours of creative play, shaping and building sand,

getting to know the changing characteristics of sand when it is dry and when it is wet and can be shaped.



Fountain

M593



Water tap

Social-Emotional: develops turn-taking and cooperation when helping get water. Opens when pushed with hand, elbow, foot, chin or shoulder. Placed to also be reachable from a seated position. **Cognitive:** supports 'cause and effect' understanding and logical thinking when figuring out how to push for water and let go for stopping the water stream. **Creative:** changing the amounts and sequences of the water flow.



Fountain


M593



The steel surfaces are hot-dip galvanised inside and outside with lead-free zinc. The galvanisation has excellent corrosion resistance in outside environments and requires low maintenance.



Panels of 19mm EcoCore™. EcoCore™ is a highly durable, eco-friendly material, which is not only recyclable after use but also consists of a core produced from 100% recycled material.



The integrated water tap open for water when pushed and stops when letting go. The water is supplied through a pipe located inside the post with hose or pipe connection at the bottom of the post. The supply can either be a loose hose or a permanent in-ground plumbing.

Item no. M59300-34	
Installation Information	
Max. fall height	0 cm
Safety surfacing area	8.5 m²
Total installation time	1.5
Excavation volume	0.17 m³
Concrete volume	0.00 m³
Footing depth (standard)	62 cm
Shipment weight	22 kg
Anchoring options	In-ground ✓ Surface ✓
Warranty Information	
EcoCore HDPE	Lifetime
Galvanised Steel	Lifetime
Movable Parts	2 years
Solid plastic parts	10 years
Spare Parts Guarantee	10 years



Sustainability Data

M593



Cradle to Gate A1-A3

Total CO₂ emission

CO₂e/kg

Recycled materials

kg CO₂e

kg CO₂e/kg

%

M59300-34

51.90

2.73

42.00


The overall framework applied for these factors is the Environmental Product Declaration (EPD), which quantifies "environmental information on the life cycle of a product and enable comparisons between products fulfilling the same function" (ISO, 2006). This follows the structure and applies a Life-Cycle Assessment approach to the entire Product stage from raw material through manufacturing (A1-A3))

Kompan A/S

C.F. Tietgens Boulevard 32C
DK-5220 Odense SØ
Denmark



Verification of CO₂ calculation of: Themed play systems



Data version no. 2023-10-05

The CO₂ calculation and data are in compliance with the principles of a carbon footprint impact according to the GHG protocol (Greenhouse Gas Protocol), Scope 3, cradle to gate related to all individual components in the product category: "Themed play systems" represented by item no.: MSC641100-3717P.

(Scope 3 emissions include emission sources in the upstream and downstream value chain).

Date: 30. October 2023 | Valid until: 30. October 2025

Verified by:

Julie Marie Vejsgaard Larsen, LCA & EPD Consultant

Verification based on report: Validation of CO₂ calculation of 9 categories of Kompan product line, version 1.0, prepared by: Bureau Veritas HSE, Denmark: Julie M. V. Larsen.

Publication date: 30. October 2023

By Bureau Veritas HSE
www.bureauveritas.dk
+45 7731 1000

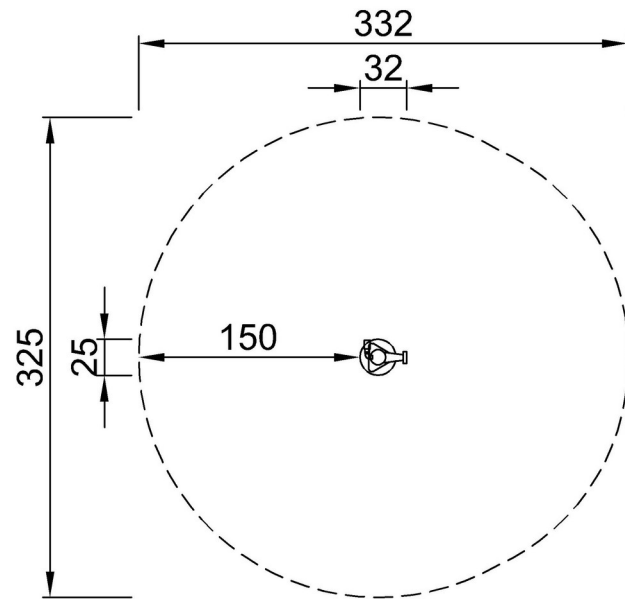


Fountain

M593

* Max fall height | ** Total height | *** Safety surfacing area

* Max fall height | ** Total height



M59300P

**82cm
***8.5m²



M59300P

[Click to see TOP VIEW](#)

[Click to see SIDE VIEW](#)