

# Double Toddlers Castle


MSC5424



Item no. MSC542401-3417P

### General Product Information

Dimensions LxWxH	323x279x149 cm
Age group	2 - 5
Play capacity (users)	15
Colour options	



This colourful, bright play unit invites all in with its WOW of play experience variety. The unit will attract toddlers again and again, thanks to the layered play: play details are scaled to evoke the curiosity and support play from age 1 year and up. The varied physical play events of the Double Toddlers Castle offer motor skills and muscle stimulation for all: there is an

easier, broad stairway to support crawling and carer assistance. Alternatively there is a climb challenge in the inclined climbing wall, training cross-coordination. On the platform there is a rewarding slide and fun holes to offer interaction with the outside. The bubble window trains with its resonance of the voice trains logical thinking. The many ground level tactile

details are tactile temptation for curious toddlers and additionally train cause and effect-understanding and logical thinking.



# Double Toddlers Castle

MSC5424



## Bubble Window

**Social-Emotional:** invites interaction between outside and inside. **Cognitive:** distorts the sound of the voice, developing logical thinking.




## Rock climber

**Physical:** supports cross coordination and leg, arm and hand strength. **Social-Emotional:** the inclination makes climbing feel secure, especially for younger children.



## Slide

**Physical:** sliding develops spatial awareness and a sense of balance. Furthermore, the core muscles are trained when sitting upright going down. **Social-Emotional:** empathy stimulated by turn-taking. **Cognitive:** young children develop their understanding of space, speed and distances when sliding down quickly.



## Stairway

**Physical:** climbing the stairs supports cross coordination as well as arm and leg muscles. **Social-Emotional:** room for active breaks and adult helpers.




## Theme

**Cognitive:** suggests a theme and supports dramatic play, which stimulates language and communication skills.



## Desk with ring

**Social-Emotional:** a place for meeting and exchanging. **Creative:** sand and construction play encouraged with sieve in desk.




## Panel with manipulatives

**Social-Emotional:** cooperation from both sides of panel. **Cognitive:** cause and effect understanding and logical thinking: making sounds when running the play sphere through the vertical groove.

# Double Toddlers Castle

MSC5424



All floors are made of High-Pressure Laminate HPL with a thickness 17.8mm and non skid surface texture according to EN 438-6. KOMPAN HPL has high wearing strength to ensure long lifetime in all climates.



Panels of 19mm EcoCore™. EcoCore™ is a highly durable, eco friendly material, which is not only recyclable after use, but also consists of material produced from +95% recycled post consumer material from food packing waste.



The steel surfaces are hot dip galvanised inside and outside with lead free zinc. The galvanisation has excellent corrosion resistance in outside environments and requires low maintenance.



The transparent bubble is made of PC. It allows children to observe the playground and surroundings.

Item no. MSC542401-3417P

## Installation Information

Max. fall height	135 cm
Safety surfacing area	33.9 m²
Total installation time	13.6
Excavation volume	0.45 m³
Concrete volume	0.00 m³
Footing depth (standard)	60 cm
Shipment weight	324 kg
Anchoring options	In-ground ✓ Surface ✓

## Warranty Information

EcoCore HDPE	Lifetime
Hot dip galvanised steel	Lifetime
HPL decks	15 years
Movable parts	2 years
Spare parts guaranteed	10 years

Elevated activities 2	Accessible elevated activities	Accessible ground level activities	Accessible ground level play types
Present	2	3	2
Required	1	1	1



# Sustainability Data

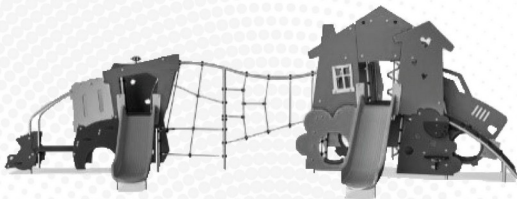
MSC5424



Cradle to Gate A1-A3	Total CO <sub>2</sub> emission	CO <sub>2</sub> e/kg	Recycled materials
	kg CO <sub>2</sub> e	kg CO <sub>2</sub> e/kg	%
MSC542401-3417P	465.30	1.92	53.90

The overall framework applied for these factors is the Environmental Product Declaration (EPD), which quantifies "environmental information on the life cycle of a product and enable comparisons between products fulfilling the same function" (ISO, 2006). This follows the structure and applies a Life-Cycle Assessment approach to the entire Product stage from raw material through manufacturing (A1-A3))

## Verification of CO<sub>2</sub> calculation of: Themed play systems



Data version no. 2023-10-05

The CO<sub>2</sub> calculation and data are in compliance with the principles of a carbon footprint impact according to the GHG protocol (Greenhouse Gas Protocol), Scope 3, cradle to gate related to all individual components in the product category: "Themed play systems" represented by item no.: MSC641100-3717P.

(Scope 3 emissions include emission sources in the upstream and downstream value chain).

Date: 30. October 2023 | Valid until: 30. October 2025

Verified by:

Julie Marie Vejsgaard Larsen, LCA & EPD Consultant

Verification based on report: Validation of CO<sub>2</sub> calculation of 9 categories of Kompan product line, version 1.0, prepared by: Bureau Veritas HSE, Denmark: Julie M. V. Larsen.

Publication date: 30. October 2023



By Bureau Veritas HSE  
www.bureauveritas.dk  
+45 7731 1000



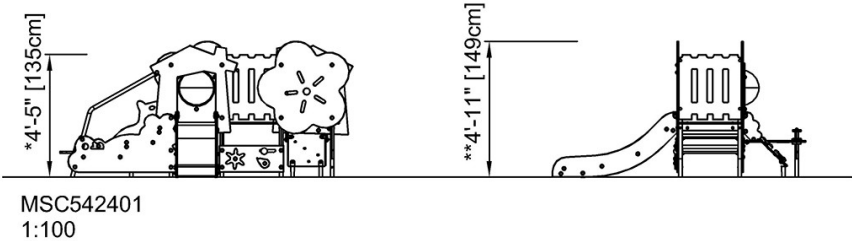
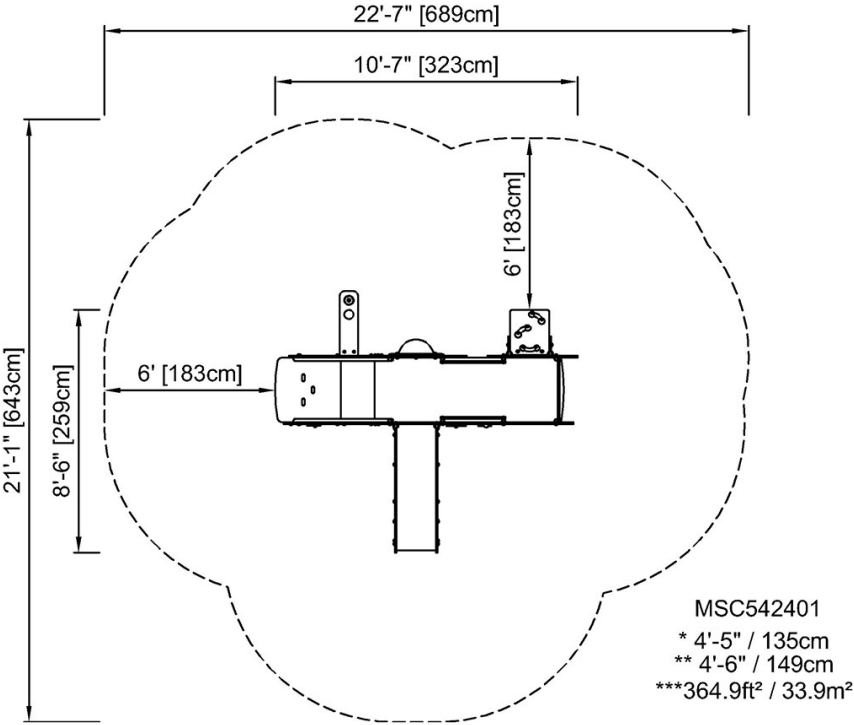


# Double Toddlers Castle

MSC5424

\* Max fall height | \*\* Total height | \*\*\* Safety surfacing area

\* Max fall height | \*\* Total height



[Click to see TOP VIEW](#)

[Click to see SIDE VIEW](#)