

# Six Tower Mega Deck

PCM610121



Item no. PCM610121-0904

## General Product Information

Dimensions LxWxH	1233x1012x470 cm
Age group	4+
Play capacity (users)	65
Colour options	



Wow! The amazing Six Tower Mega Deck offers a wealth of diverse climbing, crawling, gliding and sliding experiences that will make children want to come back again and again. On ground level, the Play Panels and Hammocks create fun play retreats for quieter play, whilst the Talk Tubes invite for social play together with friends. Apart from being

enormous fun, the many ways of climbing up to the towers train the child's muscles and cross-coordination, important motor skills that also benefit e.g. reading skills. All the thrilling and diverse bridges intensely train the sense of balance, beneficial for the child's motor skills and thus its body confidence. The exciting egresses are for timid as well as wilder players,

from the Slide to the Banister Bars to the dare-devil Fireman's Pole. Playing here trains major physical development areas. It also guarantees fun play with friends, stimulating social-emotional developmental domains.


# Six Tower Mega Deck

PCM610121



## Curved slide

**Physical:** develops spatial awareness, sense of balance and trains core muscles when sitting upright going down. **Social-Emotional:** empathy stimulated by turn-taking.



## Tic-tac-toe panel

**Social-Emotional:** stimulates communication and turn-taking skills. **Cognitive:** support rules understanding, strategic thinking. **Creative:** leaving marks when tumblers are left in new positions.



## Hammock

**Physical:** coordination and sense of balance when swaying. **Social-Emotional:** meeting, pushing friends gently back and forth, turn-taking.



## Talk tube

**Social-Emotional:** encourages communication and social interaction. **Cognitive:** evokes curiosity and stimulates an understanding of cause and effect and object permanence.



## Wackle bridge

**Physical:** sense of balance and space, and training of posture. Important for being able to sit still. **Social-Emotional:** cooperation, turn-taking and friendly competition on the plates.



## Banister bars

**Physical:** supports coordination, arm and core muscles. Landing strengthens bone density. **Social-Emotional:** turn-taking and risk-taking.



## Curly climber

**Physical:** supports coordination going down, sense of balance when rotating and arm muscles for holding tight. **Social-Emotional:** empathy stimulated by turn-taking. **Cognitive:** logical thinking when placing arms and legs right for rotating downwards.

# Six Tower Mega Deck

PCM610121



Panels of 19mm EcoCore™. EcoCore™ is a highly durable, eco-friendly material, which is not only recyclable after use but also consists of a core produced from 100% recycled material.



All decks are supported by unique designed low-carbon aluminum profiles with multiple attachment options. The grey colored molded decks are made of 75% post-consumer waste PP material with a non-skid pattern and texture surface.



Main posts with hot dip galvanized steel footing are available in different materials: Pressure impregnated pine wood posts. Pre-galvanized inside and outside with powder coated top finish steel posts. Lead free aluminum with color anodized top finish. Greenline TexMade posts of 95% post-consumer recycled PE and textile waste.

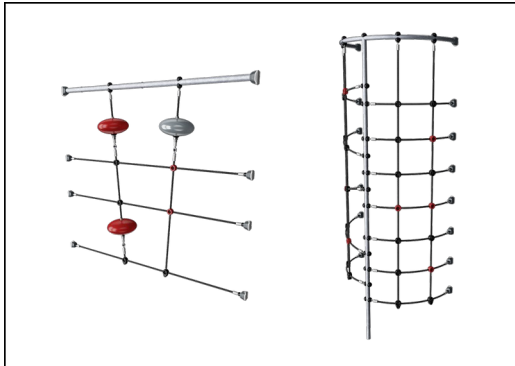
Item no. PCM610121-0904

## Installation Information

Max. fall height	299 cm
Safety surfacing area	132.5 m²
Total installation time	74.4
Excavation volume	1.72 m³
Concrete volume	0.40 m³
Footing depth (standard)	90 cm
Shipment weight	3,028 kg
Anchoring options	Surface ✓ In-ground ✓

## Warranty Information

EcoCore HDPE	Lifetime
PE Slide	10 years
Post	10 years
PP Decks	10 years
Spare Parts Guarantee	10 years



Ropes of UV-stabilized PES rope strands with inner steel cable reinforcement. The polyester yarn is made from +95% post-consumer materials and is inductively melted onto each strand.



The slides can be chosen in six different colors and three materials: Straight or curved one-piece molded PE slides, made from 33% recycled post-consumer materials in different colours. Combined EcoCore™ sides and stainless-steel. Full stainless steel in one piece design for more vandalism proof solutions.



KOMPAN GreenLine versions are designed with ultimate environmentally friendly materials with lowest possible CO2e emission factor. TexMade post, EcoCore™ panels of 95% post-consumer recycled waste and molded PP decks.



# Sustainability Data

PCM610121



Cradle to Gate A1-A3	Total CO <sub>2</sub> emission	CO <sub>2</sub> e/kg	Recycled materials
	kg CO <sub>2</sub> e	kg CO <sub>2</sub> e/kg	%
<b>PCM610121-0951</b>	4,486.80	1.77	70.90
<b>PCM610121-0904</b>	5,516.80	2.58	56.60

The overall framework applied for these factors is the Environmental Product Declaration (EPD), which quantifies "environmental information on the life cycle of a product and enable comparisons between products fulfilling the same function" (ISO, 2006). This follows the structure and applies a Life-Cycle Assessment approach to the entire Product stage from raw material through manufacturing (A1-A3))

## Kompan A/S

C.F. Tietgens Boulevard 32C  
DK-5220 Odense SØ  
Denmark



## Verification of CO<sub>2</sub> calculation of: Play systems



Data version no. 2023-10-05

The CO<sub>2</sub> calculation and data are in compliance with the principles of a carbon footprint impact according to the GHG protocol (Greenhouse Gas Protocol), Scope 3, cradle to gate related to all individual components in the product category: "Play systems" represented by item no.: PCM200321-0950.

(Scope 3 emissions include emission sources in the upstream and downstream value chain).

**Date: 30. October 2023 | Valid until: 30. October 2025**

**Verified by:**

Julie Marie Vejsgaard Larsen, LCA & EPD Consultant

Verification based on report: Validation of CO<sub>2</sub> calculation of 9 categories of Kompan product line, version 1.0, prepared by: Bureau Veritas HSE, Denmark: Julie M. V. Larsen.

**Publication date: 30. October 2023**

By Bureau Veritas HSE  
www.bureauveritas.dk  
+45 7731 1000



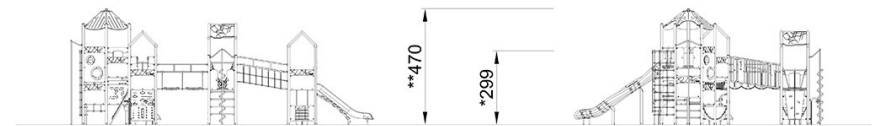
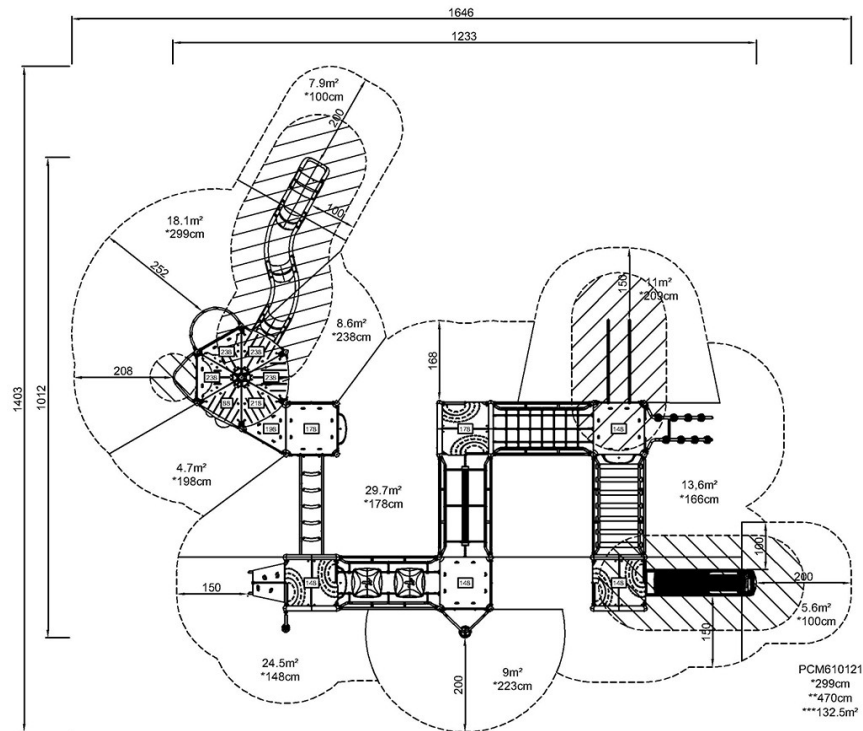


# Six Tower Mega Deck

PCM610121

\* Max fall height | \*\* Total height | \*\*\* Safety surfacing area

\* Max fall height | \*\* Total height



PCM610121

[Click to see TOP VIEW](#)

[Click to see SIDE VIEW](#)