




Steam Engine

M525



Item no. M52570-3417P	
General Product Information	
Dimensions LxWxH	288x123x165 cm
Age group	2 - 5
Play capacity (users)	8
Colour options	 



The red Steam Engine is a playground magnet: with its vibrant colours and many play compartments it attracts children again and again. The theme of traffic holds an eternal attraction for young children: vehicles are familiar, yet they take you into the unknown. This opens for hours of imagination and dramatic play, again and again. The Steam

Engine holds 3 compartments of group play: the front with little play spheres that can be shifted and turned, the open middle, which can be accessed from both sides and the drivers compartment which has a nice steering wheel and hand hold to spur dramatic play. The openness of design invites users of all abilities and with the combination of spatial shapes -

open, closed to the sides and roofed - the child can meander through different rooms, training the sense of space as it crawls, climbs or moves around.



Steam Engine

M525



Theme

Cognitive: suggests a theme and supports dramatic play, which stimulates language and communication skills.



Bench

Social-Emotional: gathering, cooperating or taking a break from play - all train social skills.



Play sphere

Social-Emotional: can be played from both sides, encouraging cooperation. **Cognitive:** cause and effect understanding. **Creative:** leave a mark and place the spheres at different positions.



Crawl-through hole

Physical: the hole allows for climbing and crawling through, developing cross coordination, proprioception and spatial awareness. **Social-Emotional:** cooperation and turn-taking when passing one another. **Cognitive:** understanding space, shape and measures when seeing if the body can fit through the hole.



Turning wheel

Cognitive: the manipulative item stimulates cause and effect understanding.

Steam Engine

M525



All floors are made of High-Pressure Laminate HPL with a thickness 17.8 mm and non skid surface texture according to EN 438-6. KOMPAN HPL has high wearing strength to ensure long lifetime in all climates.




Turnable daisies are made of 19mm EcoCore™ HDPE which is a highly durable, eco-friendly material, which is not only recyclable after use, but is also made of +95% recycled post-consumer material from e.g., food packing waste in both core and colorful outer layer.



The steel surfaces are hot dip galvanised inside and outside with lead free zinc. The galvanisation has excellent corrosion resistance in outside environments and requires low maintenance.



Play activities like the play spheres are made of injection moulded high quality UV stabilised nylon (PA6). Nylon has good wearing and impact strength.



KOMPAN GreenLine versions are designed with ultimate environmentally friendly materials with lowest possible CO2e emission factor such as EcoCore™ panels of +95% post consumer recycled ocean waste.


Item no. M52570-3417P	
Installation Information	
Max. fall height	28 cm
Safety surfacing area	29.1 m²
Total installation time	10.3
Excavation volume	0.44 m³
Concrete volume	0.00 m³
Footing depth (standard)	60 cm
Shipment weight	379 kg
Anchoring options	In-ground ✓ Surface ✓
Warranty Information	
EcoCore HDPE	Lifetime
Hot dip galvanised steel	Lifetime
HPL decks	15 years
Movable parts	2 years
Spare parts guaranteed	10 years

Elevated activities 0	Accessible elevated activities	Accessible ground level activities	Accessible ground level play types
Present	0	1	1
Required	0	1	1



Sustainability Data

M525



Cradle to Gate A1-A3	Total CO ₂ emission	CO ₂ e/kg	Recycled materials
	kg CO ₂ e	kg CO ₂ e/kg	%
M52570-3417P	458.00	1.66	56.20

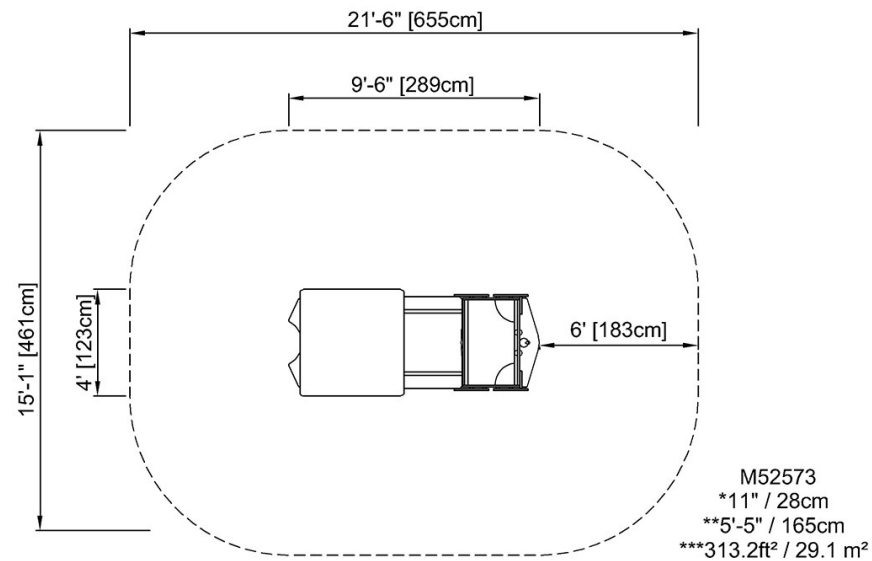
The overall framework applied for these factors is the Environmental Product Declaration (EPD), which quantifies "environmental information on the life cycle of a product and enable comparisons between products fulfilling the same function" (ISO, 2006). This follows the structure and applies a Life-Cycle Assessment approach to the entire Product stage from raw material through manufacturing (A1-A3))

Steam Engine

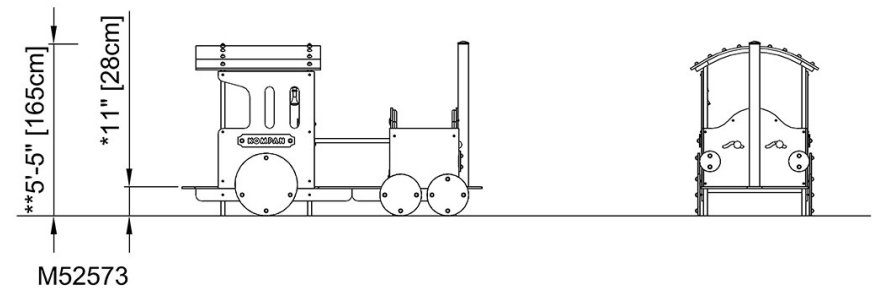
M525

* Max fall height | ** Total height | *** Safety surfacing area

* Max fall height | ** Total height



[Click to see TOP VIEW](#)



[Click to see SIDE VIEW](#)