

# Play Tower with Slide

PCM101421




The Play Tower with Slide is very appealing to toddlers. It supports physical, cognitive, social-emotional and language development. When children climb the stairs they train cross-coordination and sliding down trains balance. These motor skills are fundamental in managing the world securely, and they positively affect the ability to read. On the

platform, the clock and faces panel makes children curious: the movable arms of the clock invite play on reading clocks. This is all part of toddlers' cognitive development. The faces on the other side feature recognisable facial expressions. They stimulate conversations about feelings, thus building cognitive and social-emotional insights important in making

friends. Under the platform a desk which can be used as a social meeting point.



Item no. PCM101421-0651	
General Product Information	
Dimensions LxWxH	128x287x170 cm
Age group	2+
Play capacity (users)	9
Color options	



# Play Tower with Slide

PCM101421



## Balcony

**Social-Emotional:** the balcony invites meetings and interaction with people on ground level. **Cognitive:** invites dramatic play and performance, which stimulates language development.



## Clock panel

**Social-Emotional:** cooperation with others on turning clock pointers, turn-taking. **Cognitive:** learning about numeracy and time in a tangible way. **Creative:** leaving your mark on the playground when setting clock differently.



## Desk

**Social-Emotional:** fine meeting place and a space creator. Sharing and cooperation from both sides create a social scenario that supports communication and cooperation.



## Stair ladder

**Physical:** cross coordination is used, supporting the cooperation of the left and right halves of the brain, which is necessary for reading. For young children, spatial awareness is trained when walking stairs.



## Slide

**Physical:** sliding develops spatial awareness and a sense of balance. Furthermore, the core muscles are trained when sitting upright going down. **Social-Emotional:** empathy stimulated by turn-taking. **Cognitive:** young children develop their understanding of space, speed and distances when sliding down quickly.



## Faces panel

**Social-Emotional:** spurs group play and conversations with its two-sidedness. **Cognitive:** stimulates theory of mind: that others may have different feelings. Stimulates the understanding of symbols and facial expressions as symbols for emotions.

# Play Tower with Slide

PCM101421



Panels of 19mm EcoCore™. EcoCore™ is a highly durable, eco friendly material, which is not only recyclable after use, but is also produced from +95% recycled post consumer material from food packing waste. Wooden panels of impregnated and brown painted pine wood with vertical steel profiles.



Main posts with hot dip galvanized steel footing are available in different materials: Pressure impregnated pine wood posts. Pre-galvanized inside and outside with powder coated top finish steel posts. Lead free aluminum with color anodized top finish. Greenline TexMade posts of 95% post-consumer recycled PE and textile waste.




All decks are supported by unique designed low-carbon aluminum profiles with multiple attachment options. The grey colored molded decks are made of 75% post-consumer waste PP material with a non-skid pattern and texture surface.

Item no. PCM101421-0651	
Installation Information	
Max. fall height	100 cm
Safety surfacing area	19.1 m²
Total installation time	8.4
Excavation volume	0.14 m³
Concrete volume	0.00 m³
Footing depth (standard)	60 cm
Shipment weight	216 kg
Anchoring options	In-ground ✓ Surface ✓



Coloured steel components have a base of hot dip galvanisation and a powder coated top finish. This provides an ultimate corrosion resistance in all climates around the world.



The slides can be chosen in six different colors and three materials: Straight or curved one-piece molded PE slides, made from 33% recycled post-consumer materials in different colours. Combined EcoCore™ sides and stainless-steel. Full stainless steel in one piece design for more vandalism proof solutions.



KOMPAN GreenLine versions are designed with ultimate environmentally friendly materials with lowest possible CO2e emission factor. TexMade post, EcoCore™ panels of 95% post-consumer recycled waste and molded PP decks.



# Sustainability Data

PCM101421



Cradle to Gate A1-A3	Total CO <sub>2</sub> emission	CO <sub>2</sub> e/kg	Recycled materials
	kg CO <sub>2</sub> e	kg CO <sub>2</sub> e/kg	%
PCM101421-0651	284.20	1.84	64.40
PCM101421-0605	348.90	2.58	50.30

The overall framework applied for these factors is the Environmental Product Declaration (EPD), which quantifies "environmental information on the life cycle of a product and enable comparisons between products fulfilling the same function" (ISO, 2006). This follows the structure and applies a Life-Cycle Assessment approach to the entire Product stage from raw material through manufacturing (A1-A3))

## Kompan A/S

C.F. Tietgens Boulevard 32C  
DK-5220 Odense SØ  
Denmark



## Verification of CO<sub>2</sub> calculation of: Play systems



Data version no. 2023-10-05

The CO<sub>2</sub> calculation and data are in compliance with the principles of a carbon footprint impact according to the GHG protocol (Greenhouse Gas Protocol), Scope 3, cradle to gate related to all individual components in the product category: "Play systems" represented by item no.: PCM200321-0950.

(Scope 3 emissions include emission sources in the upstream and downstream value chain).

**Date: 30. October 2023 | Valid until: 30. October 2025**

**Verified by:**

Julie Marie Vejsgaard Larsen, LCA & EPD Consultant

Verification based on report: Validation of CO<sub>2</sub> calculation of 9 categories of Kompan product line, version 1.0, prepared by: Bureau Veritas HSE, Denmark: Julie M. V. Larsen.

**Publication date: 30. October 2023**

By Bureau Veritas HSE  
www.bureauveritas.dk  
+45 7731 1000

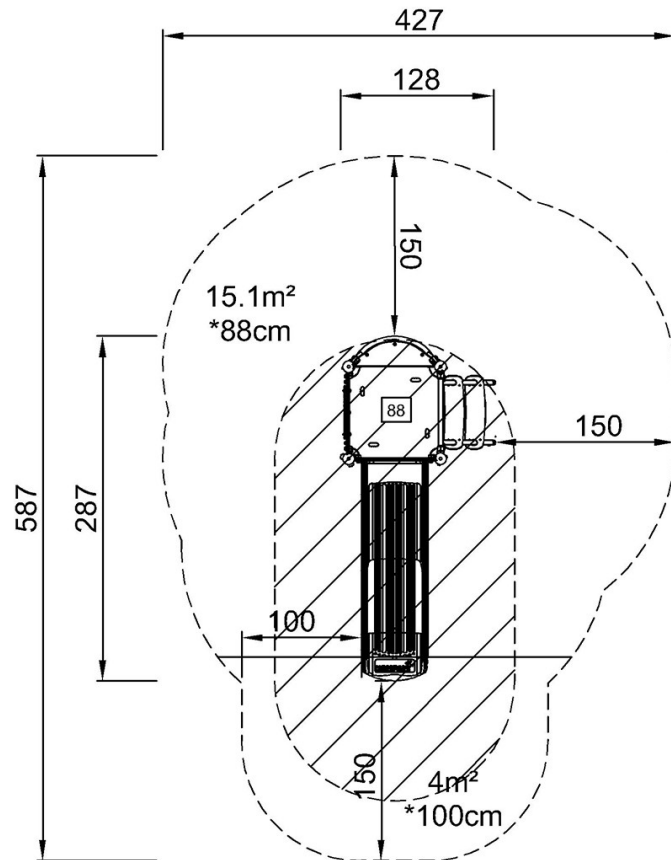


# Play Tower with Slide


PCM101421

\* Max fall height | \*\* Total height | \*\*\* Safety surfacing area

\* Max fall height | \*\* Total height



PCM101421  
\*100cm  
\*\*170cm  
\*\*\*19.1m²



PCM101421

[Click to see TOP VIEW](#)

[Click to see SIDE VIEW](#)