

Castle, Large




NRO424




The huge, three-wing Castle adds a regal touch to the playground, attracting young knights and princesses again and again. With its great distribution of ground level and elevated play options, the Castle allows for a range of ages playing together and invites the whole family. The elevated and ground level play dens, barred windows and cannons invite

dramatic play. This stimulates children's language and social skills. The multiple, varied accesses, bars, climbing walls, coconut and net bridges and climbers train children's motor and muscle skills, such as the senses of balance and space. These are both fundamental in managing e.g. streets and traffic securely. The banister bars and the

fireman's poles add thrill to the play experience. They also hugely stimulate the child's sense of space and balance.

Item no. NRO424-1021	
General Product Information	
Dimensions LxWxH	903x1094x564 cm
Age group	6+
Play capacity (users)	54
Colour options	  



Castle, Large

NRO424



Slide

Physical: sliding develops spatial awareness and a sense of balance. Furthermore, the core muscles are trained when sitting upright going down. **Social-Emotional:** empathy stimulated by turn-taking.



Coconut rope bridge

Physical: the bridge sways gently, training the sense of balance and space when the child balances across. These motor skills in combination are great for learning how to navigate the body in space. **Social-Emotional:** children swaying together on the rope experience their own and others' movements. This spurs cooperation and consideration, e.g. when passing others on the rope.



Rapella

Physical: supports cross coordination, proprioception and sense of space. Leg and core muscles are used intensely. Upper body muscles are developed when children pull themselves upwards in the rope. **Social-Emotional:** turn-taking and self-regulation, both important life skills.



Draw bridge area

Physical: varied rope rails offer levelled challenge of balance and spatial awareness as well as arm, leg and core muscles. **Social-Emotional:** the two rope rails support cooperation, parallel play and positive competition by offering varied difficulty levels in entrance.



Cannon

Cognitive: the cannon set a tangible theme and thus spur dramatic play. Dramatic play supports language and communication skills.



Banister bars

Physical: coordination is supported when going down, as well as arm and core muscles. Landing strengthens bone density, which is built for life in childhood. **Social-Emotional:** turn-taking and risk-taking.



Fireman's pole

Physical: coordination is supported when going down, as well as arm and core muscles. Landing strengthens bone density, which is built for life in early childhood. **Social-Emotional:** turn-taking and risk-taking.

Castle, Large

NRO424



All Organic Robinia products by KOMPAN are made of Robinia wood from sustainable European sources. On request it can be supplied as FSC® Certified (FSC® C004450).




The paint used for coloured components is water based environmentally friendly with excellent UV resistance. The paint is in compliance with EN 71 Part 3.



The Robinia products are designed with a KOMPAN colour concept with a number of different standard colours. The wood can also be supplied as untreated or with brown painted with a pigment that maintains the wood colour.



Ropes of UV-stabilized PES rope strands with inner steel cable reinforcement. The polyester yarn is made from +95% post-consumer materials and is inductively melted onto each strand.



The product/activities are preassembled from the factory to ensure all safety requirements are considered.



Corocord ropes of the bridge are special 'Hercules'-type with galvanised six-stranded steel wires and a steel wire core. The PP rope in coconut style has a diameter of 15 cm. The internal steel wire core has thimbles at both ends, which serve as attachments for the rope to existing connecting elements.

Item no. NRO424-1021

Installation Information

Max. fall height	300 cm
Safety surfacing area	122.5 m²
Total installation time	119.8
Excavation volume	5.78 m³
Concrete volume	2.90 m³
Footing depth (standard)	100 cm
Shipment weight	5,262 kg
Anchoring options	In-ground ✓

Warranty Information

Robinia wood	15 years
Ropes & nets	10 years
Spare parts guaranteed	10 years
Stainless steel components	Lifetime
Stainless steel slide	10 years



Sustainability Data

NRO424



Cradle to Gate A1-A3	Total CO ₂ emission	CO ₂ e/kg	Recycled materials
	kg CO ₂ e	kg CO ₂ e/kg	%
NRO424-1021	3,829.20	0.77	3.60

The overall framework applied for these factors is the Environmental Product Declaration (EPD), which quantifies "environmental information on the life cycle of a product and enable comparisons between products fulfilling the same function" (ISO, 2006). This follows the structure and applies a Life-Cycle Assessment approach to the entire Product stage from raw material through manufacturing (A1-A3))

Kompan A/S
C.F. Tietgens Boulevard 32C
DK-5220 Odense SØ
Denmark



Verification of CO₂ calculation of: Nature play



Data version no. 2023-10-05

The CO₂ calculation and data are in compliance with the principles of a carbon footprint impact according to the GHG protocol (Greenhouse Gas Protocol), Scope 3, cradle to gate related to all individual components in the product category: "Nature play" represented by item no.: NRO409-0621.

(Scope 3 emissions include emission sources in the upstream and downstream value chain).

Date: 30. October 2023 | Valid until: 30. October 2025
Verified by:

Julie Marie Vejsgaard Larsen, LCA & EPD Consultant

Verification based on report: Validation of CO₂ calculation of 9 categories of Kompan product line, version 1.0, prepared by: Bureau Veritas HSE, Denmark: Julie M. V. Larsen.

Publication date: 30. October 2023

By Bureau Veritas HSE
www.bureauveritas.dk
+45 7731 1000



NRO424



* Max fall height | ** Total height



Data is subject to change without prior notice.