


# Mega Deck with Shading

PCM103831



Item no. PCM103831-0950	
General Product Information	
Dimensions LxWxH	477x448x440 cm
Age group	2+
Play capacity (users)	19
Colour options	



The Mega Deck is a circle of play for all: everyone will find something to do, on either play level. This makes for a wildly appealing play unit that makes children come back for more, again and again. There is a richness of tactile activities. At ground level offers climbing, swaying and playing with the music panel. The stair or the rock climber lead the child up,

training cross-coordination in both cases. This is an important motor skill: alternate use of left and right body half trains cooperation of the left and right side of the brain, fundamental for later reading skills. The double slide tickles the stomach and trains core muscles and balance as toddlers go down. There is room for a caregiver, too. For all children the curly climber

adds a great rotating sliding experience, stimulating the spatial awareness as the child winds downwards.



# Mega Deck with Shading

PCM103831



## Tic-tac-toe panel

**Social-Emotional:** stimulates communication and turn-taking skills. **Cognitive:** support rules understanding, strategic thinking. **Creative:** leaving marks when tumblers are left in new positions.



## Hammock

**Physical:** coordination and sense of balance when swaying. **Social-Emotional:** meeting, pushing friends gently back and forth, turn-taking. **Cognitive:** for toddlers cause and effect understanding.



## Rock climber

**Physical:** supports cross coordination and leg, arm and hand strength. **Social-Emotional:** the inclination makes climbing feel secure, especially for younger children.



## Double slide

**Physical:** sliding develops spatial awareness and a sense of balance. Furthermore, the core muscles are trained when sitting upright going down. **Social-Emotional:** invites socializing, supports parent-child, peer-to-peer play and allows for caregiver assistance. **Cognitive:** young children train their understanding of space, speed and distances when sliding down quickly.



## Xylophone music panel

**Social-Emotional:** invites social interaction and co-creation for more children, on both sides. **Cognitive:** understanding of cause and effect when striking tubes and creating sound. **Creative:** the creation of different intensity and tonality stimulates creative skills.



## Slide

**Physical:** sliding develops spatial awareness and a sense of balance. Furthermore, the core muscles are trained when sitting upright going down. **Social-Emotional:** empathy stimulated by turn-taking. **Cognitive:** young children develop their understanding of space, speed and distances when sliding down quickly.



## Curly climber

**Physical:** coordination and proprioception are supported when placing arms and legs correctly for going down. Sense of balance when rotating. Arm muscles for holding tight. **Social-Emotional:** empathy stimulated by turn-taking. **Cognitive:** logical thinking when placing arms and legs right for rotating downwards.

# Mega Deck with Shading

PCM103831



Panels of 19mm EcoCore™. EcoCore™ is a highly durable, eco friendly material, which is not only recyclable after use, but also consists of material produced from +95% recycled post consumer material from food packing waste.



Main posts with hot dip galvanised steel footing are available in different materials: Pressure impregnated pine wood posts. Pre-galvanised inside and outside with powder coated top finish steel posts. Lead free aluminium with colour anodised top finish.



All decks are supported by unique designed aluminium profiles with multiple attachment options by usage of pressure moulded aluminium connectors. The HPL decks with a thickness of 17.8 mm with a very high wearing strength and a unique KOMPAN non skid surface texture.

Item no. PCM103831-0950	
Installation Information	
Max. fall height	204 cm
Safety surfacing area	37.6 m²
Total installation time	22.8
Excavation volume	1.62 m³
Concrete volume	0.60 m³
Footing depth (standard)	85 cm
Shipment weight	922 kg
Anchoring options	In-ground ✓ Surface ✓
Warranty Information	
EcoCore HDPE	Lifetime
Movable parts	2 years
Post	10 years
PP Decks	10 years
Spare parts guaranteed	10 years



The stainless-steel activities are made of high-quality stainless steel. The steel is cleaned by a total pickling process after manufacturing to ensure a smooth and clean gliding surfaces.



The slides can be chosen in six different colors and three materials: Straight or curved one-piece molded PE slides, made from 33% recycled post-consumer materials in different colours. Combined EcoCore™ sides and stainless-steel. Full stainless steel in one piece design for more vandalism proof solutions.



KOMPAN GreenLine versions are designed with ultimate environmentally friendly materials with lowest possible CO2e emission factor. TexMade post, EcoCore™ panels of 95% post-consumer recycled waste and molded PP decks.



# Sustainability Data

PCM103831



Cradle to Gate A1-A3	Total CO <sub>2</sub> emission	CO <sub>2</sub> e/kg	Recycled materials
	kg CO <sub>2</sub> e	kg CO <sub>2</sub> e/kg	%
PCM103831-0950	1,315.40	2.02	62.40
PCM103831-0901	1,548.50	2.64	51.20

The overall framework applied for these factors is the Environmental Product Declaration (EPD), which quantifies "environmental information on the life cycle of a product and enable comparisons between products fulfilling the same function" (ISO, 2006). This follows the structure and applies a Life-Cycle Assessment approach to the entire Product stage from raw material through manufacturing (A1-A3))

## Kompan A/S

C.F. Tietgens Boulevard 32C  
DK-5220 Odense SØ  
Denmark



## Verification of CO<sub>2</sub> calculation of: Play systems



Data version no. 2023-10-05

The CO<sub>2</sub> calculation and data are in compliance with the principles of a carbon footprint impact according to the GHG protocol (Greenhouse Gas Protocol), Scope 3, cradle to gate related to all individual components in the product category: "Play systems" represented by item no.: PCM200321-0950.

(Scope 3 emissions include emission sources in the upstream and downstream value chain).

**Date: 30. October 2023 | Valid until: 30. October 2025**

**Verified by:**

Julie Marie Vejsgaard Larsen, LCA & EPD Consultant

Verification based on report: Validation of CO<sub>2</sub> calculation of 9 categories of Kompan product line, version 1.0, prepared by: Bureau Veritas HSE, Denmark: Julie M. V. Larsen.

**Publication date: 30. October 2023**

By Bureau Veritas HSE  
www.bureauveritas.dk  
+45 7731 1000

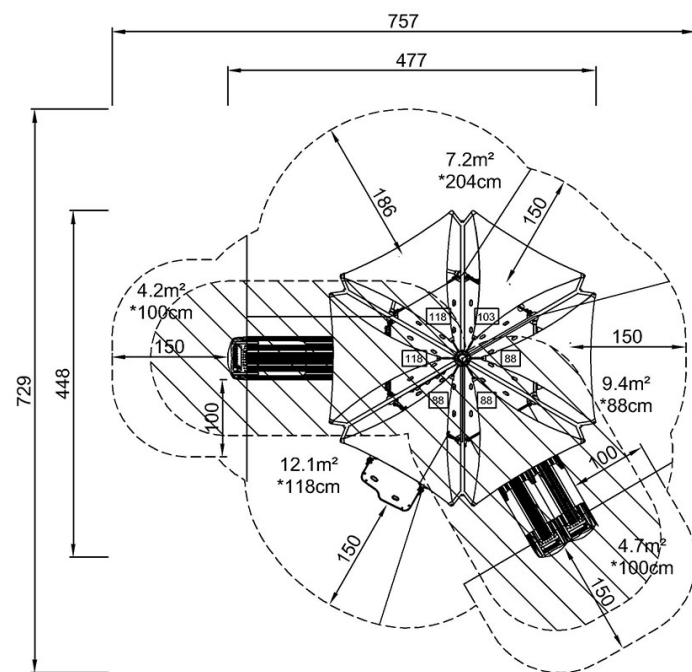


# Mega Deck with Shading

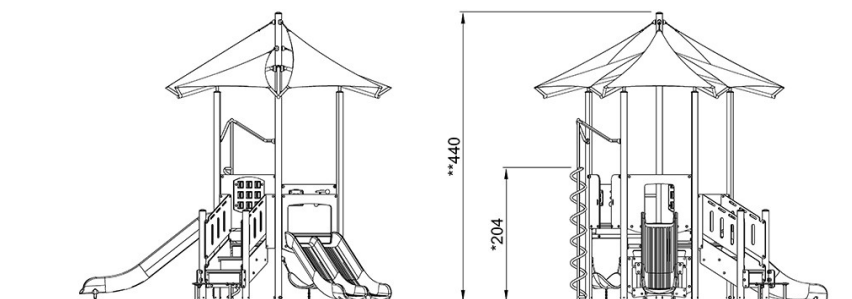
PCM103831

\* Max fall height | \*\* Total height | \*\*\* Safety surfacing area

\* Max fall height | \*\* Total height



PCM103831  
\*204cm  
\*\*440cm  
\*\*\*37.6m²



PCM103831

[Click to see TOP VIEW](#)

[Click to see SIDE VIEW](#)