


MUGA, 12x24m, WPC

FRE600103



Wood Plastic Composite (WPC) has the same texture and appearance as wood. It is maintenance-free and environmental friendly. WPC fits perfectly into a natural environment. The fully flat inside gives the best bounce experience when playing, this flat wall becomes a part of the game and means the game can flow whilst adding another dimension

that can challenge and develop players' tactical vision of the game. The 3 m x 2 m Multi Goal follows the goal size of FIFA Futsal and IHF Handball regulations. The basketball hoop is placed at the official NBA height of 305 cm, and has the official NBA size of 46 cm in diameter.

Item no. FRE600103-0901	
General Product Information	
Dimensions LxWxH	2382x1182x369 cm
Age group	3+
Play capacity (users)	-
Colour options	



MUGA, 12x24m, WPC

FRE600103



The Wood Plastic Composite panels are made of 100% recycled fibre/wood powder and High Density Poly Ethylene (HDPE). With the dimensions of 860 x 110 x 30mm the boards are extremely strong.



All steel components are manufactured from carbon steel, welding's according to EN ISO 5817 & Hot dip galvanised (HDG) according to ISO1461. This process ensures good protection in all circumstances.



The posts are made of 80 x 80 x 3mm profile with horizontally, 6mm welded flanges. This will enable an easy installation and strong construction. The low-density polyethylene post caps are attached with blind rivets.

Item no. FRE600103-0901

Installation Information

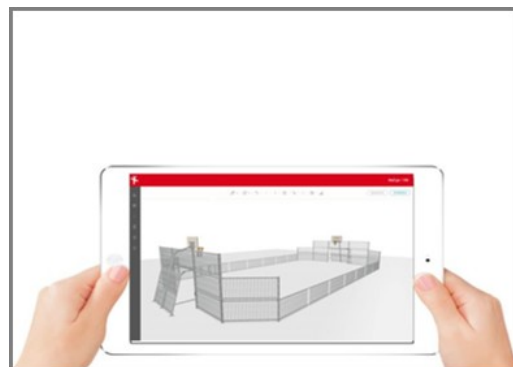
Max. fall height	0 cm
Safety surfacing area	0.0 m²
Total installation time	59.1
Excavation volume	2.39 m³
Concrete volume	1.70 m³
Footing depth (standard)	85 cm
Shipment weight	3,752 kg
Anchoring options	In-ground ✓ Surface ✓

Warranty Information

EcoCore HDPE	Lifetime
HDG post	Lifetime
Spare parts guaranteed	10 years



Each panel has 4 Thermoplastic Vulcanizates plugs connecting the panels to the posts. The plugs reduce the vibration and therefore reduce the noise level. The plugs will also simplify installation as they come with pre-assembled nuts.



KOMPAN Multi Use Games Areas (MUGA) are designed as a flexible system. With the configurator you can easily change size, height, panels, entrances and goals to create a MUGA that fits your environment, budget and purpose.



The WPC boards are attached to 70 x 45 x 3mm welded flanges with stainless steel M8 bolts, nuts and washers. These connections are not visible from the inside and create a strong and safe connection.



Sustainability Data

FRE600103



Cradle to Gate A1-A3	Total CO ₂ emission	CO ₂ e/kg	Recycled materials
	kg CO ₂ e	kg CO ₂ e/kg	%
FRE600103-0901	5,860.00	1.65	61.70

The overall framework applied for these factors is the Environmental Product Declaration (EPD), which quantifies "environmental information on the life cycle of a product and enable comparisons between products fulfilling the same function" (ISO, 2006). This follows the structure and applies a Life-Cycle Assessment approach to the entire Product stage from raw material through manufacturing (A1-A3))

Kompan A/S
C.F. Tietgens Boulevard 32C
DK-5220 Odense SØ
Denmark



Verification of CO₂ calculation of: Sport



Data version no. 2023-10-05

The CO₂ calculation and data are in compliance with the principles of a carbon footprint impact according to the GHG protocol (Greenhouse Gas Protocol), Scope 3, cradle to gate related to all individual components in the product category: "Sport" represented by item no.: FRE600202-0901.

(Scope 3 emissions include emission sources in the upstream and downstream value chain).

Date: 30. October 2023 | Valid until: 30. October 2025
Verified by:

Julie Marie Vejsgaard Larsen, LCA & EPD Consultant

Verification based on report: Validation of CO₂ calculation of 9 categories of Kompan product line, version 1.0, prepared by: Bureau Veritas HSE, Denmark: Julie M. V. Larsen.

Publication date: 30. October 2023

By Bureau Veritas HSE
www.bureauveritas.dk
+45 7731 1000

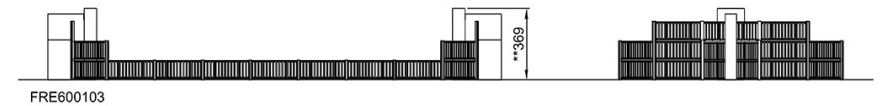
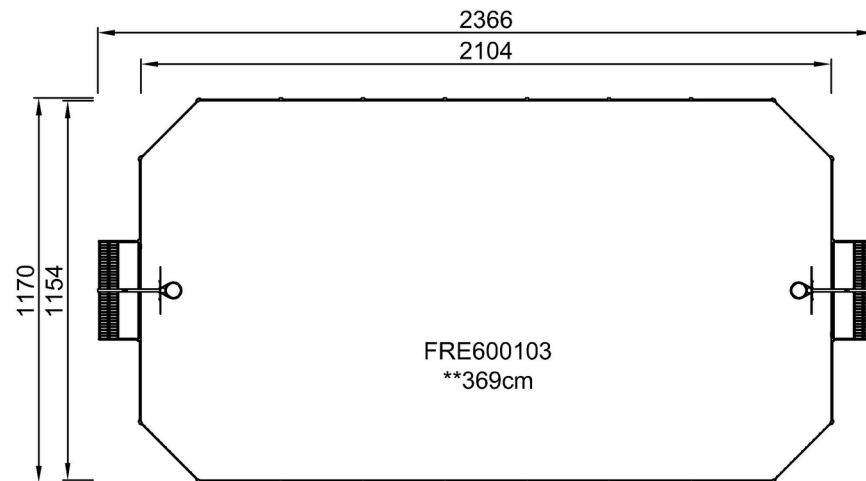


MUGA, 12x24m, WPC

FRE600103

* Max fall height | ** Total height | *** Safety surfacing area

* Max fall height | ** Total height



[Click to see TOP VIEW](#)

[Click to see SIDE VIEW](#)