

Double Turbo Challenge

FSW212



The Turbo Challenge is the most dynamic and thrilling element of all obstacle course exercises. To do the exercise in the best way, a combination of skills, timing, rhythm and cross body coordination is needed. This Turbo Challenge is wide and high to ensure anyone can hang and move freely. To make sure that everyone can reach the dynamic wheels there

are 4 stepping pods at different heights. For an optimized and direct swing the 4 four dynamic wheels have been mounted under a 5-degree angle.

Item no. FSW21200-0900	
General Product Information	
Dimensions LxWxH	443x119x270 cm
Age group	13+
Play capacity (users)	3
Color options	



See KOMPAN Fit app for more



Double Turbo Challenge

FSW212



Post are made of Ø101.6 x 2mm, pre-galvanized carbon steel and powder coated, a great protection to all conditions.



The connectors are made of die-cast aluminium, specially alloyed for the outdoor environments and heavy usage. The screws attaching the connectors are stainless steel and protected by zinc washers.



Steps are made of extruded aluminium with a non-skid surface. Aluminium has high corrosion resistance and ensures durability of the product. Steps have been mounted at heights of 34,7cm and 54,7cm this creates an easy access to reach the overhead activity

Item no. FSW21200-0900

Installation Information

Max. fall height	125 cm
Safety surfacing area	27.0 m²
Total installation time	5.1
Excavation volume	0.17 m³
Concrete volume	0.09 m³
Footing depth (standard)	90 cm
Shipment weight	269 kg
Anchoring options	In-ground ✓ Surface ✓



All KOMPAN fitness products are compliant with the ASTM F3101 & EN16630 Outdoor Fitness Standards. Load tests are performed as a static test by adding dynamic factors as well as safety factors to the specified load of 78kg per user. A product intended for 1 user is loaded with 420kg.



The information sign is made of a PA6 (Polyamide) and shows the most relevant exercise and a QR code. When scanned the QR code will link to an animated illustration of the exercise and offers the possibility of downloading the KOMPAN sport & fitness App, which will provide a large amount of exercises and workouts.

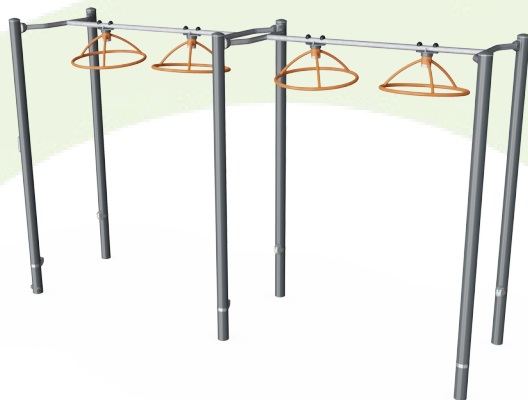


KOMPAN fitness products are standard available in Orange, Anthracite Grey, Medium Grey, Dark Grey, Night Sky Blue, Light Blue, Yellow, Red, Black, Moss Green, Lime Green, Medium Green, Sand and Nut Brown. All other RAL colours are available on request. It will always be possible to match the surroundings or colour theme!



Sustainability Data

FSW212



Cradle to Gate A1-A3	Total CO ₂ emission	CO ₂ e/kg	Recycled materials
	kg CO ₂ e	kg CO ₂ e/kg	%
FSW21200-0900	609.60	3.32	48.60

The overall framework applied for these factors is the Environmental Product Declaration (EPD), which quantifies "environmental information on the life cycle of a product and enable comparisons between products fulfilling the same function" (ISO, 2006). This follows the structure and applies a Life-Cycle Assessment approach to the entire Product stage from raw material through manufacturing (A1-A3))

Kompan A/S
C.F. Tietgens Boulevard 32C
DK-5220 Odense SØ
Denmark



Verification of CO₂ calculation of: Fitness



Data version no. 2023-10-05

The CO₂ calculation and data are in compliance with the principles of a carbon footprint impact according to the GHG protocol (Greenhouse Gas Protocol), Scope 3, cradle to gate related to all individual components in the product category: "Fitness" represented by item no.: FAZ10100-0900.

(Scope 3 emissions include emission sources in the upstream and downstream value chain).

Date: 30. October 2023 | Valid until: 30. October 2025
Verified by:

Julie Marie Vejsgaard Larsen, LCA & EPD Consultant

Verification based on report: Validation of CO₂ calculation of 9 categories of Kompan product line, version 1.0, prepared by: Bureau Veritas HSE, Denmark: Julie M. V. Larsen.

Publication date: 30. October 2023

By Bureau Veritas HSE
www.bureauveritas.dk
+45 7731 1000

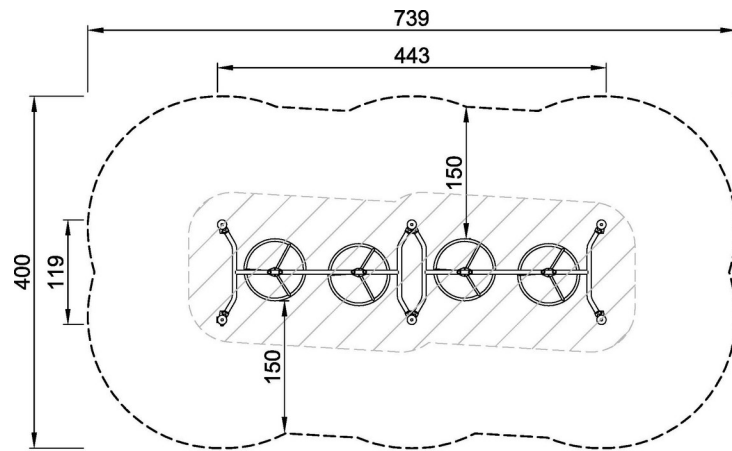


Double Turbo Challenge

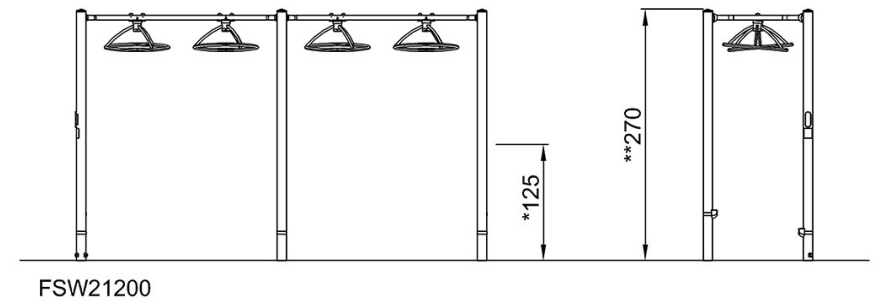
FSW212

* Max fall height | ** Total height | *** Safety surfacing area

* Max fall height | ** Total height



FSW21200
*125cm
**270cm
***27m²



[Click to see TOP VIEW](#)

[Click to see SIDE VIEW](#)