

Double Mega Deck


PCM210821



The Double Mega Decks with Upper Decks welcomes children from age 4–12 years and is roomy and sturdy enough to take even older players. This means that parents and carers are welcome to play along with their children. This huge, double tower play unit has it all: varied crawling, climbing, gliding, and sliding from more levels, a wonderful view on the way

to and from the tops of the towers, and great play corners to gather in. Apart from being great fun for many children, the variation of activities of the Mega Deck offers good muscle and motor skills training, balance and cross-body coordination, for a wide range of children and their adults.

Item no. PCM210821-0904	
General Product Information	
Dimensions LxWxH	718x734x470 cm
Age group	4+
Play capacity (users)	40
Colour options	



Double Mega Deck

PCM210821



Tunnel

Physical: the children crawl through the tunnel, developing motor skills such as cross-body coordination and proprioception. **Social-Emotional:** turn-taking when passing each other.



Climbing wall

Physical: develops children's cross coordination, eye-hand coordination, and muscle strength when climbing. **Social-Emotional:** two-sided climb invites cooperation.



Bubble window

Social-Emotional: invites interaction between outside and inside. **Cognitive:** distorts the sound of the voice, developing logical thinking.



Tower net

Physical: the children have a fast access up the horizontal rungs, and a slower climb up the sloping rungs. The net can be climbed from both sides. **Social-Emotional:** the two-sided net allows for social interaction. The spaciousness invites socialising. **Cognitive:** logical thinking when planning how to best enter the platform from the net.



Banister bars

Physical: supports coordination, arm and core muscles. Landing strengthens bone density. **Social-Emotional:** turn-taking and risk-taking.



Plank bridge

Physical: balancing across the plank develops the vestibular system as well as cross coordination. **Social-Emotional:** passing other children takes co-operation and teaches children turn-taking skills.




Curved slide

Physical: develops spatial awareness, sense of balance and trains core muscles when sitting upright going down. **Social-Emotional:** empathy stimulated by turn-taking.

Double Mega Deck

PCM210821



Panels of 19mm EcoCore™. EcoCore™ is a highly durable, eco-friendly material, which is not only recyclable after use but also consists of a core produced from 100% recycled material.



All decks are supported by unique designed low-carbon aluminum profiles with multiple attachment options. The grey colored molded decks are made of 75% post-consumer waste PP material with a non-skid pattern and texture surface.



Main posts with hot dip galvanized steel footing are available in different materials: Pressure impregnated pine wood posts. Pre-galvanized inside and outside with powder coated top finish steel posts. Lead free aluminum with color anodized top finish. Greenline TexMade posts of 95% post-consumer recycled PE and textile waste.



Activities are made of high-quality stainless steel which is cleaned by a total pickling process after manufacturing to ensure a smooth and clean gliding surface.



The slides can be chosen in six different colors and three materials: Straight or curved one-piece molded PE slides, made from 33% recycled post-consumer materials in different colours. Combined EcoCore™ sides and stainless-steel. Full stainless steel in one piece design for more vandalism proof solutions.



KOMPAN GreenLine versions are designed with ultimate environmentally friendly materials with lowest possible CO2e emission factor. TexMade post, EcoCore™ panels of 95% post-consumer recycled waste and molded PP decks.

Item no. PCM210821-0904

Installation Information

Max. fall height	299 cm
Safety surfacing area	80.5 m²
Total installation time	51.5
Excavation volume	1.13 m³
Concrete volume	0.20 m³
Footing depth (standard)	90 cm
Shipment weight	1,958 kg
Anchoring options	In-ground ✓ Surface ✓

Warranty Information

EcoCore HDPE	Lifetime
PE Slide	10 years
Post	10 years
PP Decks	10 years
Spare Parts Guarantee	10 years



Sustainability Data

PCM210821



Cradle to Gate A1-A3	Total CO ₂ emission	CO ₂ e/kg	Recycled materials
	kg CO ₂ e	kg CO ₂ e/kg	%
PCM210821-0951	2,785.50	1.75	68.50
PCM210821-0904	3,383.70	2.39	57.60

The overall framework applied for these factors is the Environmental Product Declaration (EPD), which quantifies "environmental information on the life cycle of a product and enable comparisons between products fulfilling the same function" (ISO, 2006). This follows the structure and applies a Life-Cycle Assessment approach to the entire Product stage from raw material through manufacturing (A1-A3))

KOMPAN
Let's play

Kompan A/S

C.F. Tietgens Boulevard 32C
DK-5220 Odense SØ
Denmark



Verification of CO₂ calculation of: Play systems



Data version no. 2023-10-05

The CO₂ calculation and data are in compliance with the principles of a carbon footprint impact according to the GHG protocol (Greenhouse Gas Protocol), Scope 3, cradle to gate related to all individual components in the product category: "Play systems" represented by item no.: PCM200321-0950.

(Scope 3 emissions include emission sources in the upstream and downstream value chain).

Date: 30. October 2023 | Valid until: 30. October 2025

Verified by:

Julie Marie Vejsgaard Larsen, LCA & EPD Consultant

Verification based on report: Validation of CO₂ calculation of 9 categories of Kompan product line, version 1.0, prepared by: Bureau Veritas HSE, Denmark: Julie M. V. Larsen.

Publication date: 30. October 2023

By Bureau Veritas HSE
www.bureauveritas.dk
+45 7731 1000

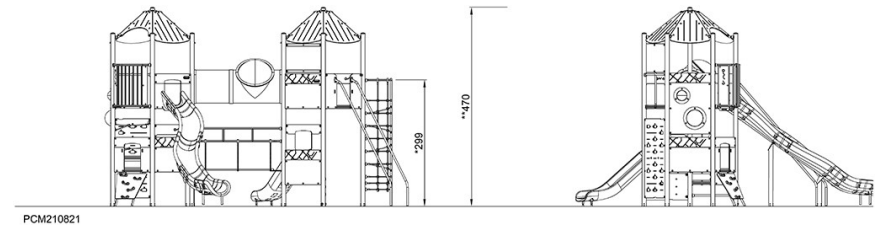
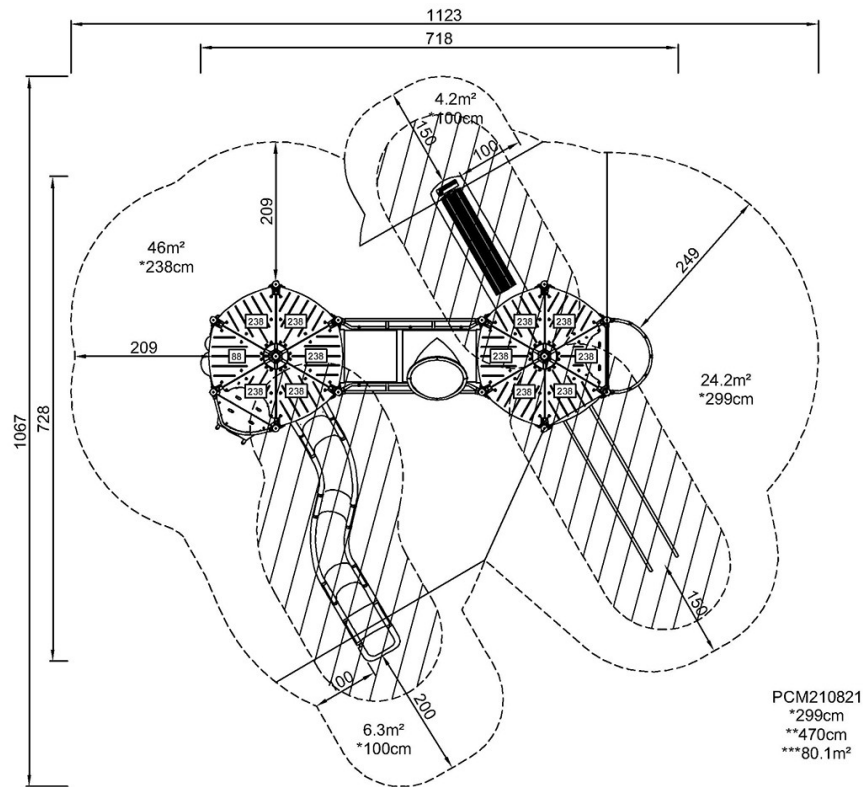


Double Mega Deck

PCM210821

* Max fall height | ** Total height | *** Safety surfacing area

* Max fall height | ** Total height



[Click to see TOP VIEW](#)

[Click to see SIDE VIEW](#)