

The Wizard's Hideaway




NRO409




The magical Wizard's Hideaway with an elevated house and blue roof invites dramatic play as few other structures can do. The benches and table inside stimulate social interaction and make longer stays desirable. A table on the side of the house invites meeting and provides a nice seat for care givers. The stair up to elevated level and the double slide

benefit motor skills such as cross coordination and spatial awareness. These are both fundamental for building up an understanding of the body in time and space, a competence important for managing obstacles and traffic safely. The stairway features a broad transfer platform and good handholds to support children of all abilities in accessing. All in all,

hours of magic play together.

| | |
|-----------------------------|---|
| Item no. NRO409-0621 | |
| General Product Information | |
| Dimensions LxWxH | 10'4"x14'11"x10'9" |
| Age group | 2 - 5 |
| Play capacity (users) | 11 |
| Color options |    |



The Wizard's Hideaway

NRO409



Side desk

Social-Emotional: fine meeting place and a space creator. Sharing and cooperation from both sides create a social scenario that supports communication and cooperation.



Double slide

Physical: sliding develops spatial awareness and a sense of balance. Furthermore, the core muscles are trained when sitting upright going down. **Social-Emotional:** invites socializing, supports parent-child, peer-to-peer play and allows for caregiver assistance. **Cognitive:** young children train their understanding of space, speed and distances when sliding down quickly.



Accessible stairway

Physical: climbing the accessible stairway is for all and supports cross coordination as well as arm and leg muscles. For young children, walking stairs and alternating feet is developed. **Social-Emotional:** room for active breaks and adult helpers. An inclusive space.



Platform

Social-Emotional: Important life skills like courage, self-confidence, consideration and turn-taking are built.



Theme

Cognitive: suggests a theme and supports dramatic play, which stimulates language and communication skills.



Bench

Social-Emotional: invites socializing and cooperation. Allows for a break with friends.

The Wizard's Hideaway

NRO409




All Organic Robinia products by KOMPAN are made of Robinia wood from sustainable European sources. On request it can be supplied as FSC® Certified (FSC® C004450).



The paint used for colored components is water based environmental friendly with excellent UV resistance. The paint is in compliance with EN 71 Part 3.



The Robinia products are designed with a KOMPAN color concept with a number of different standard colors. The wood can also be supplied as untreated or with brown painted with a pigment that maintains the wood color.



The product/activities are preassembled from the factory to ensure all safety requirements are considered.



The hardware is made of stainless steel or galvanized steel to ensure durable connections with a high corrosion resistance.

| | |
|----------------------------|--------------------------|
| Item no. NRO409-0621 | |
| Installation Information | |
| Max. fall height | 2'11" |
| Safety surfacing area | 475ft² |
| Total installation time | 26.6 |
| Excavation volume | 1.14yd³ |
| Concrete volume | 0yd³ |
| Footing depth (standard) | 2'7" |
| Shipment weight | 2472lbs |
| Anchoring options | In-ground ✓ Surface ✓ |
| Warranty Information | |
| PE Slide | 10 Years |
| Robinia Wood | 10 Years |
| Ropes & nets | 10 Years |
| Spare Parts Availability | 10 Years |
| Stainless steel components | Lifetime |

| Elevated activities 2 | Accessible elevated activities | Accessible ground level activities | Accessible ground level play types |
|-----------------------|--------------------------------|------------------------------------|------------------------------------|
| Present | 2 | 1 | 1 |
| Required | 2 | 1 | 1 |

**ASTM
F1487**
compliant

Sustainability Data

NRO409



| Cradle to Gate A1-A3 | Total CO ₂ emission | CO ₂ e/kg | Recycled materials |
|----------------------|--------------------------------|-------------------------|--------------------|
| | kg CO ₂ e | kg CO ₂ e/kg | % |
| NRO409-0621 | 382.30 | 0.38 | 4.70 |

The overall framework applied for these factors is the Environmental Product Declaration (EPD), which quantifies "environmental information on the life cycle of a product and enable comparisons between products fulfilling the same function" (ISO, 2006). This follows the structure and applies a Life-Cycle Assessment approach to the entire Product stage from raw material through manufacturing (A1-A3))

Kompan A/S
C.F. Tietgens Boulevard 32C
DK-5220 Odense SØ
Denmark



Verification of CO₂ calculation of: Nature play



Data version no. 2023-10-05

The CO₂ calculation and data are in compliance with the principles of a carbon footprint impact according to the GHG protocol (Greenhouse Gas Protocol), Scope 3, cradle to gate related to all individual components in the product category: "Nature play" represented by item no.: NRO409-0621.

(Scope 3 emissions include emission sources in the upstream and downstream value chain).

Date: 30. October 2023 | Valid until: 30. October 2025
Verified by:

Julie Marie Vejsgaard Larsen, LCA & EPD Consultant

Verification based on report: Validation of CO₂ calculation of 9 categories of Kompan product line, version 1.0, prepared by: Bureau Veritas HSE, Denmark: Julie M. V. Larsen.

Publication date: 30. October 2023

By Bureau Veritas HSE
www.bureauveritas.dk
+45 7731 1000

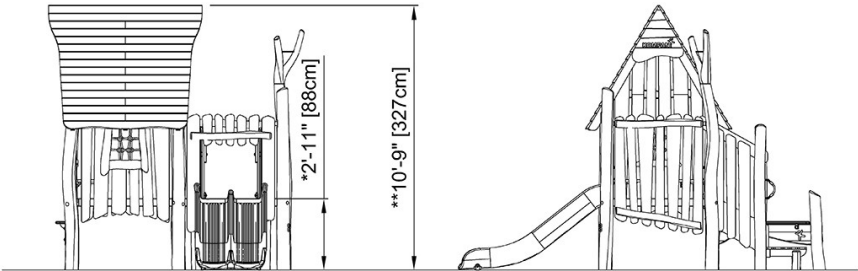
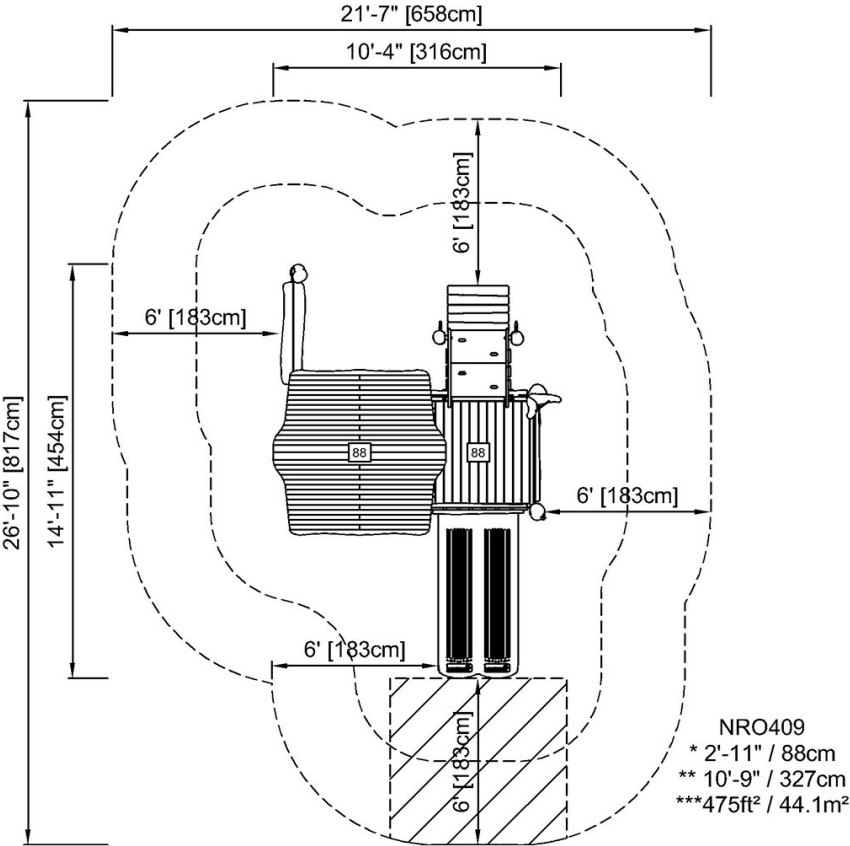


The Wizard's Hideaway

NRO409

* Max fall height | ** Total height | *** Safety surfacing area

* Max fall height | ** Total height



NRO409

[Click to see TOP VIEW](#)

[Click to see SIDE VIEW](#)