

# Performer with Roof

PCE105722







The Performer is a fantastic, slick play unit that will motivate social play again and again. The different activities support children's play and encourage richer play times. Children can climb and slide, along with friends, which supports social relationships and emotional understanding. After climbing up the smooth steps of the inclined climbing wall, using cross-

coordination and strength to get to the platform, the double slide is a rewarding way to return to the ground, alone or with a friend. This helps children to continue the play on every level. They will find the Performer a great meeting place for play, with all the variation within a small space. The Fireman's pole adds a thrill for more courageous children. It additionally

trains spatial awareness and adds a feeling of achievement when children dare to use it. This variety motivates play hugely.



Item no. PCE105722-0903	
General Product Information	
Dimensions LxWxH	345x195x383 cm
Age group	2+
Play capacity (users)	6
Color options	  



# Performer with Roof

PCE105722



## Fireman's pole

**Physical:** coordination is supported when going down, as well as arm and core muscles. Landing strengthens bone density, which is built for life in early childhood. **Social-Emotional:** turn-taking and risk-taking. **Cognitive:** young children develop their understanding of space, speed and distances when gliding down fast.



## Rock climber

**Physical:** supports cross coordination and leg, arm and hand strength. **Social-Emotional:** the inclination makes climbing feel secure, especially for younger children.



## Double slide

**Physical:** sliding develops spatial awareness and a sense of balance. Furthermore, the core muscles are trained when sitting upright going down. **Social-Emotional:** invites socializing, supports parent-child, peer-to-peer play and allows for caregiver assistance. **Cognitive:** young children train their understanding of space, speed and distances when sliding down quickly.

# Performer with Roof

PCE105722



Panels of 19mm EcoCore™. EcoCore™ is a highly durable, eco friendly material, which is not only recyclable after use, but also consists of material produced from +95% recycled post consumer material from food packing waste.



The ELEMENTS roofs are made of recyclable PE made from 33% post consumer recycled materials with a minimum wall thickness of 5 mm to ensure high durability in all climates around the world. The steel pipes are hot dip galvanised inside and outside for maximum durability.



Sails of commercial 95 high density PE knitted specially for sun-shade structures. The sails are treated with UV stabilizers to ensure a long life-time. The sails are supported by a hot dip galvanised steel frame and tightened by stainless steel devices.


Item no. PCE105722-0903

## Installation Information


Max. fall height	100 cm
Safety surfacing area	22.5 m²
Total installation time	9.2
Excavation volume	1.06 m³
Concrete volume	0.34 m³
Footing depth (standard)	90 cm
Shipment weight	298 kg
Anchoring options	In-ground ✓ Surface ✓



The main posts are made of high quality pregalvanized steel with powder coated top finish. Post tops are closed with caps of UV stabilized nylon (PA6). The grey colored molded decks are made of 75% post-consumer waste PP material with a non-skid pattern and texture surface. All decks are supported by unique designed low-carbon aluminum profiles with multiple attachment options.



The slides are available in either molded PE made from 33% recycled post-consumer materials in different colors or in full AISI304 stainless steel with a thickness of 2mm.



The steel surfaces are hot dip galvanised inside and outside with lead free zinc. The galvanisation has excellent corrosion resistance in outside environments and requires low maintenance.



# Sustainability Data

PCE105722



Cradle to Gate A1-A3	Total CO <sub>2</sub> emission	CO <sub>2</sub> e/kg	Recycled materials
	kg CO <sub>2</sub> e	kg CO <sub>2</sub> e/kg	%
PCE105722-0903	582.00	2.48	48.40

The overall framework applied for these factors is the Environmental Product Declaration (EPD), which quantifies "environmental information on the life cycle of a product and enable comparisons between products fulfilling the same function" (ISO, 2006). This follows the structure and applies a Life-Cycle Assessment approach to the entire Product stage from raw material through manufacturing (A1-A3))

**Kompan A/S**  
C.F. Tietgens Boulevard 32C  
DK-5220 Odense SØ  
Denmark



### Verification of CO<sub>2</sub> calculation of: Play systems



Data version no. 2023-10-05

The CO<sub>2</sub> calculation and data are in compliance with the principles of a carbon footprint impact according to the GHG protocol (Greenhouse Gas Protocol), Scope 3, cradle to gate related to all individual components in the product category: "Play systems" represented by item no.: PCM200321-0950.

(Scope 3 emissions include emission sources in the upstream and downstream value chain).

**Date: 30. October 2023 | Valid until: 30. October 2025**  
**Verified by:**

Julie Marie Vejsgaard Larsen, LCA & EPD Consultant

Verification based on report: Validation of CO<sub>2</sub> calculation of 9 categories of Kompan product line, version 1.0, prepared by: Bureau Veritas HSE, Denmark: Julie M. V. Larsen.

**Publication date: 30. October 2023**

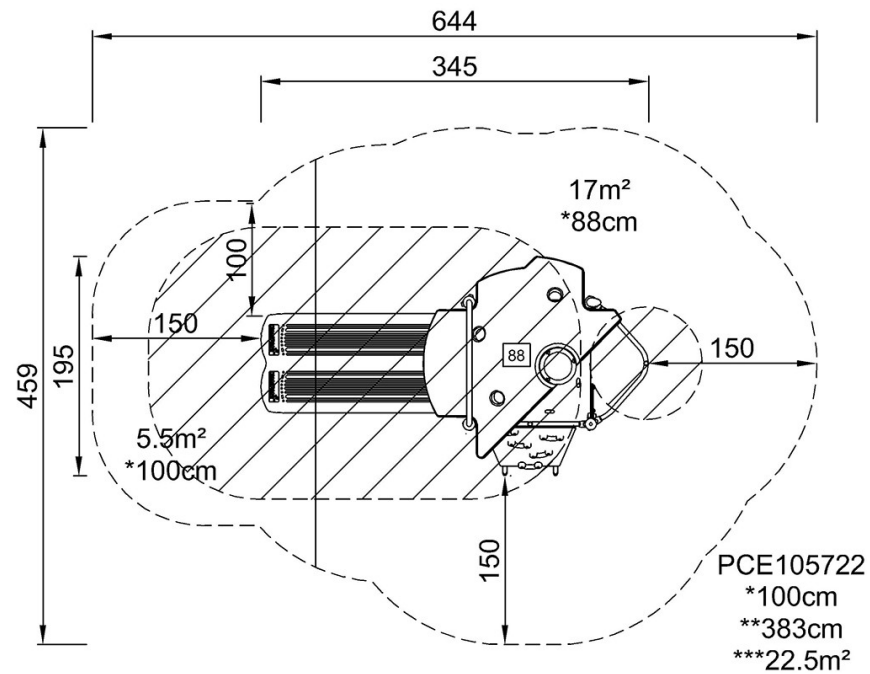
**By Bureau Veritas HSE**  
www.bureauveritas.dk  
+45 7731 1000



# Performer with Roof

PCE105722

\* Max fall height | \*\* Total height | \*\*\* Safety surfacing area

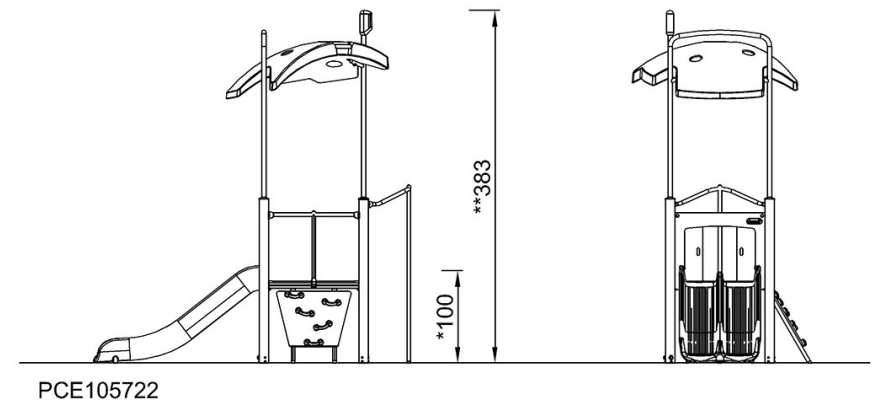


[Click to see TOP VIEW](#)

5 / 04/30/2024

**KOMPAN**  
Let's play

\* Max fall height | \*\* Total height



[Click to see SIDE VIEW](#)

*Data is subject to change without prior notice.*